

BYV32 Series

Dual Ultra Fast Rectifiers

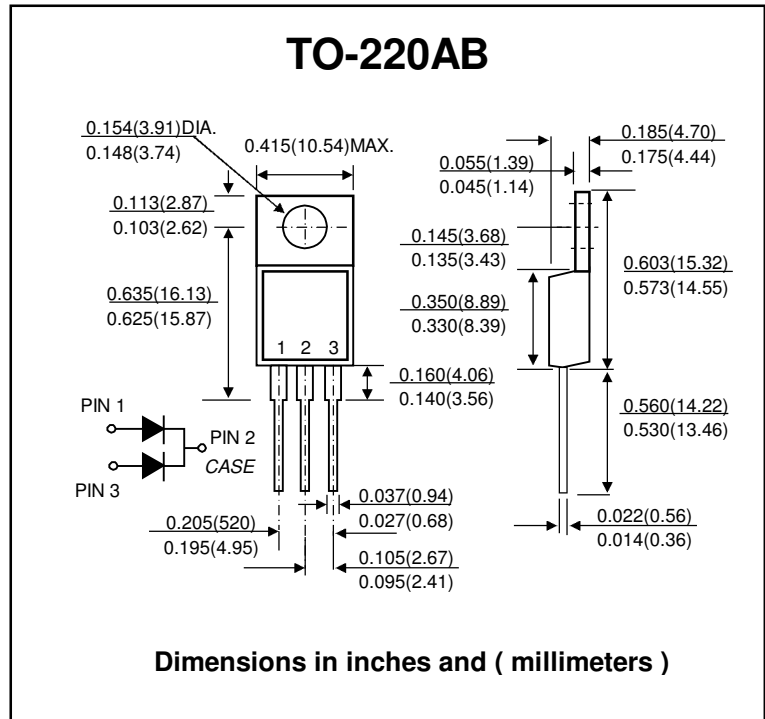
PRV : 50 - 200 Volts
Io : 18 Ampere

FEATURES :

- * Glass passivated chip junction
- * High current capability
- * High surge current capability
- * Low leakage, high voltage
- * High reliability
- * Pb / RoHS Free

MECHANICAL DATA :

- * Case : TO-220AB Molded plastic
- * Polarity : As marked on the body
- * Mounting position : Any
- * Weight : 2.24 grams



MAXIMUM RATINGS AND ELECTRICAL CHARACTERISTICS (Ta = 25°C unless otherwise specified.)

RATING	SYMBOL	BYV 32-50	BYV 32-100	BYV 32-150	BYV 32-200	UNIT
Maximum Repetitive Peak Reverse Voltage	VRRM	50	100	150	200	V
Maximum RMS Voltage	VRMS	35	70	105	140	V
Maximum DC Blocking Voltage	VDC	50	100	150	200	V
Maximum Average Forward Current, Tc = 125 °C	IF(AV)	18				A
Maximum Peak Forward Surge Current 8.3ms single half sine-wave superimposed on rated load (JEDEC Method) at Tc = 100°C	IFSM	150				A
Maximum Instantaneous Forward Voltage per Leg ⁽¹⁾ at IF = 20A IF = 5.0A, Tj = 100°C	VF	1.15 0.85				V
Maximum Reverse Current per Leg at Rated DC Blocking Voltage	IR	10 (Tc = 25 °C)				µA
	IR(H)	600 (Tc = 100 °C)				µA
Maximum Reverse Recovery Time per Leg (IF = 1A, VR = 30V, di/dt = 100A/µs, Irr = 10%IRM)	Trr	25				ns
Typical junction capacitance at 4V, 1MHz	Cj	45				pF
Maximum Thermal Resistance, Junction to Case	RθJC	1.6				°C/W
Operating storage and temperature range	TJ, TSTG	- 65 to + 150				°C

Note :

(1) Pulse test: 300µs pulse width, 1% duty cycle

RATING AND CHARACTERISTIC CURVES (BYV32 SERIES)

FIG.1 - FORWARD CURRENT DERATING CURVE

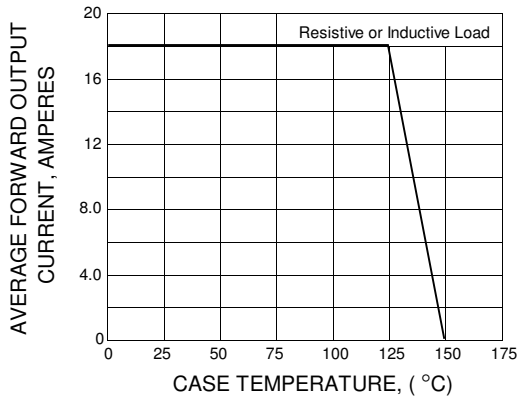


FIG.2 - MAXIMUM NON-REPETITIVE PEAK FORWARD SURGE CURRENT

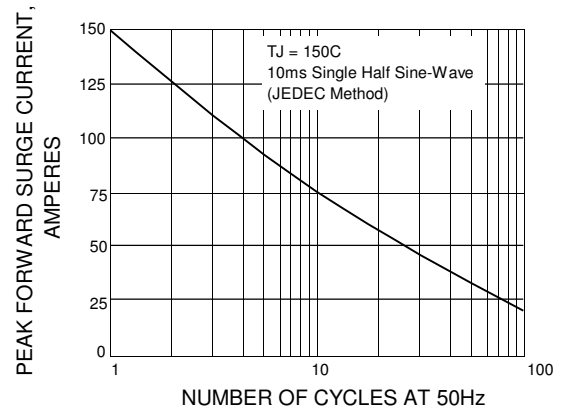


FIG.3 - TYPICAL INSTANTANEOUS FORWARD CHARACTERISTICS PER LEG

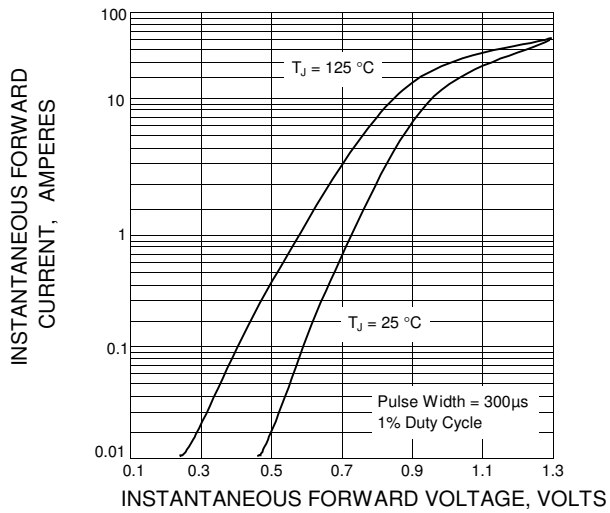


FIG.4 - TYPICAL REVERSE LEAKAGE CHARACTERISTICS PER LEG

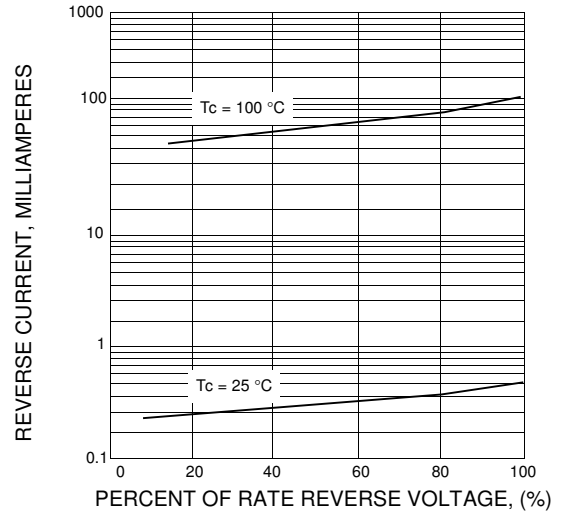


FIG.5 - TYPICAL JUNCTION CAPACITANCE PER LEG

