

11E1 - 11E6

PRV : 100 - 600 Volts
Io : 1.0 Ampere

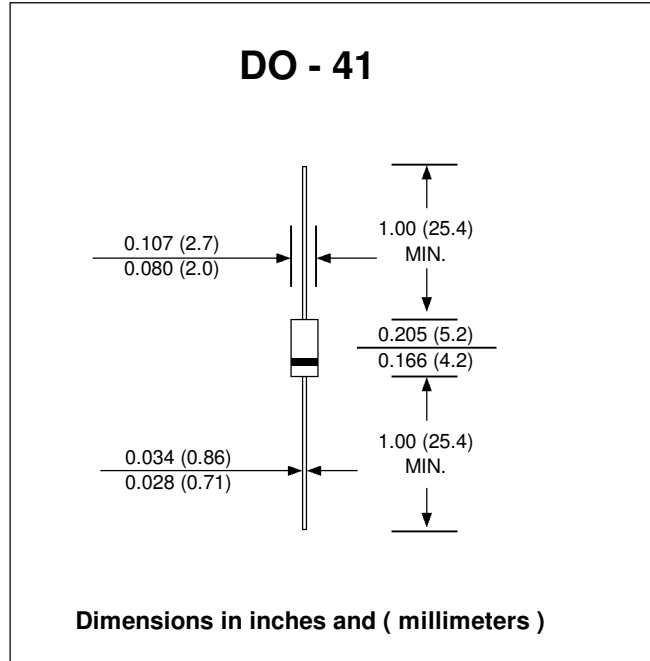
FEATURES :

- * High current capability
- * High surge current capability
- * High reliability
- * Low reverse current
- * Low forward voltage drop
- * **Pb / RoHS Free**

MECHANICAL DATA :

- * Case : DO-41 Molded plastic
- * Epoxy : UL94V-O rate flame retardant
- * Lead : Axial lead solderable per MIL-STD-202, Method 208 guaranteed
- * Polarity : Color band denotes cathode end
- * Mounting position : Any
- * Weight : 0.339 gram

SILICON RECTIFIER DIODES



MAXIMUM RATINGS AND ELECTRICAL CHARACTERISTICS

Rating at 25 °C ambient temperature unless otherwise specified.
 Single phase, half wave, 60 Hz, resistive or inductive load.
 For capacitive load, derate current by 20%.

RATING	SYMBOL	11E1	11E2	11E4	11E6	UNIT
Maximum Repetitive Peak Reverse Voltage	V _{RRM}	100	200	400	600	V
Maximum RMS Voltage	V _{RMS}	70	140	280	420	V
Maximum DC Blocking Voltage	V _{DC}	100	200	400	600	V
Maximum Average Forward Current Ta = 40°C	I _F	1.0				A
Maximum Peak Forward Surge Current	I _{FSM}	45				A
Maximum Forward Voltage at I _F = 1.0 A	V _F	1.0				V
Maximum Reverse Current at V _R = V _{RRM}	I _{RM}	50	10			μA
Junction Temperature Range	T _J	- 65 to + 175				°C
Storage Temperature Range	T _{STG}	- 65 to + 175				°C



RATING AND CHARACTERISTIC CURVES (11E1 - 11E6)

FIG.1 - DERATING CURVE FOR OUTPUT RECTIFIED CURRENT

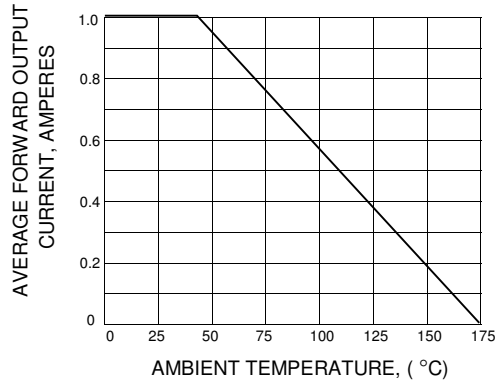


FIG.2 - MAXIMUM NON-REPETITIVE PEAK FORWARD SURGE CURRENT

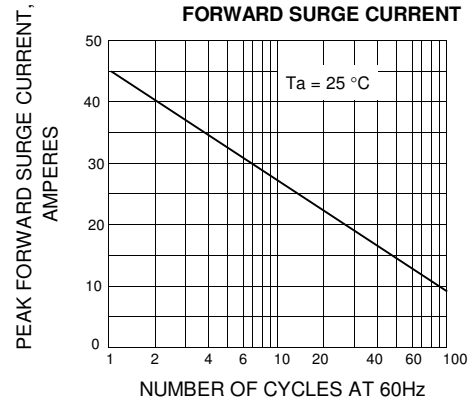


FIG.3 - TYPICAL FORWARD CHARACTERISTICS

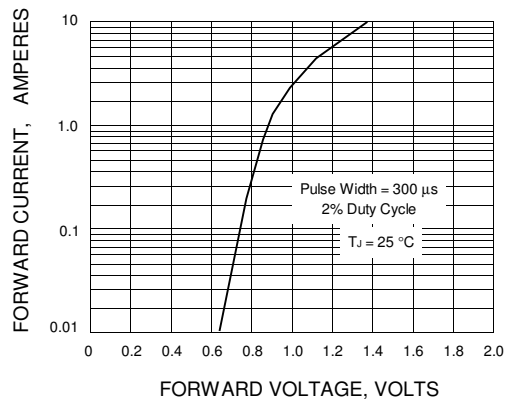


FIG.4 - TYPICAL REVERSE CHARACTERISTICS

