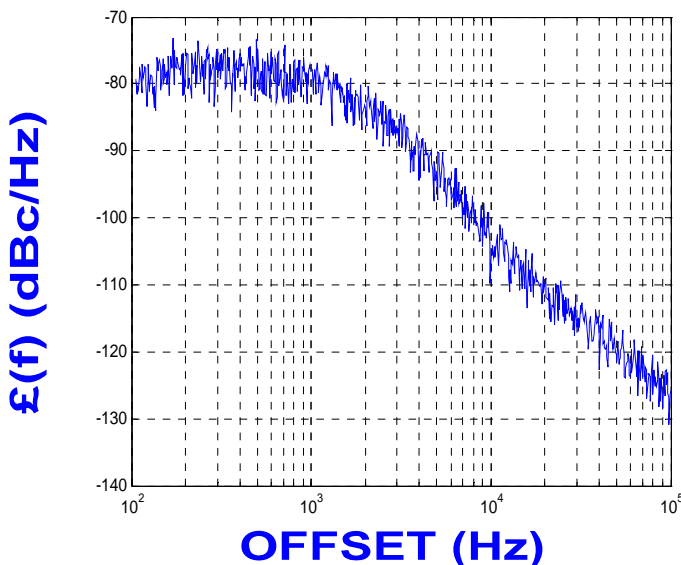




PHASE NOISE (1 Hz BW, typical)



FEATURES

- Frequency Range: 102.4 - 102.4 MHz
- Step Size: 50 KHz
- CPLL - Style Package

APPLICATIONS

- Telecommunications
- Satellite
- Telemetry

PERFORMANCE SPECIFICATIONS	VALUE	UNITS
Frequency Range	102.4 - 102.4	MHz
Phase Noise @ 10 kHz offset (1 Hz BW, typ.)	-100	dBc/Hz
Harmonic Suppression (2nd, typ.)	-10	dBc
Sideband Spurs (typ.)	-65	dBc
Power Output	0±2	dBm
Load Impedance	50	Ω
Step Size	50	kHz
Charge Pump Output Current	1250	μ A
Switching Speed (typ., adjacent channel)	4	mSec
Startup Lock Time (typ.)	4	mSec
Operating Temperature Range	-40 to 85	$^{\circ}$ C
Package Style	CPLL	
POWER SUPPLY REQUIREMENTS		
Supply Voltage (Vcc, nom.)	3	Vdc
Supply Current (Icc, typ.)	21	mA

All specifications are typical unless otherwise noted and subject to change without notice.

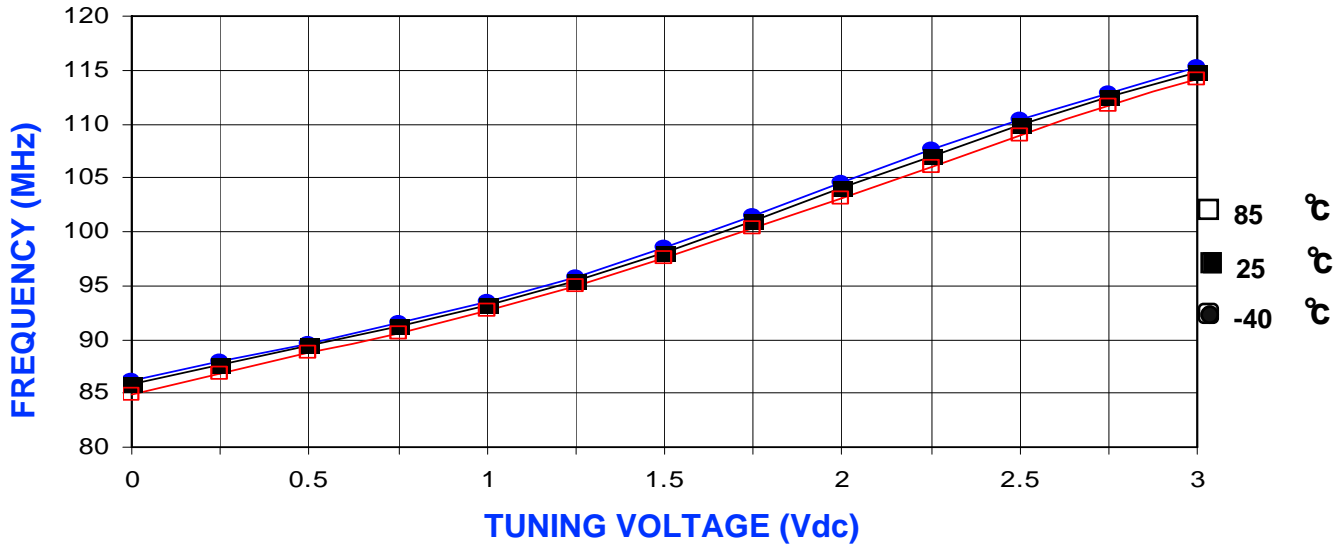
APPLICATION NOTES

- AN-107 : How to Solder Z-COMM VCOs / PLLs
- AN-202 : PLL Functional Description

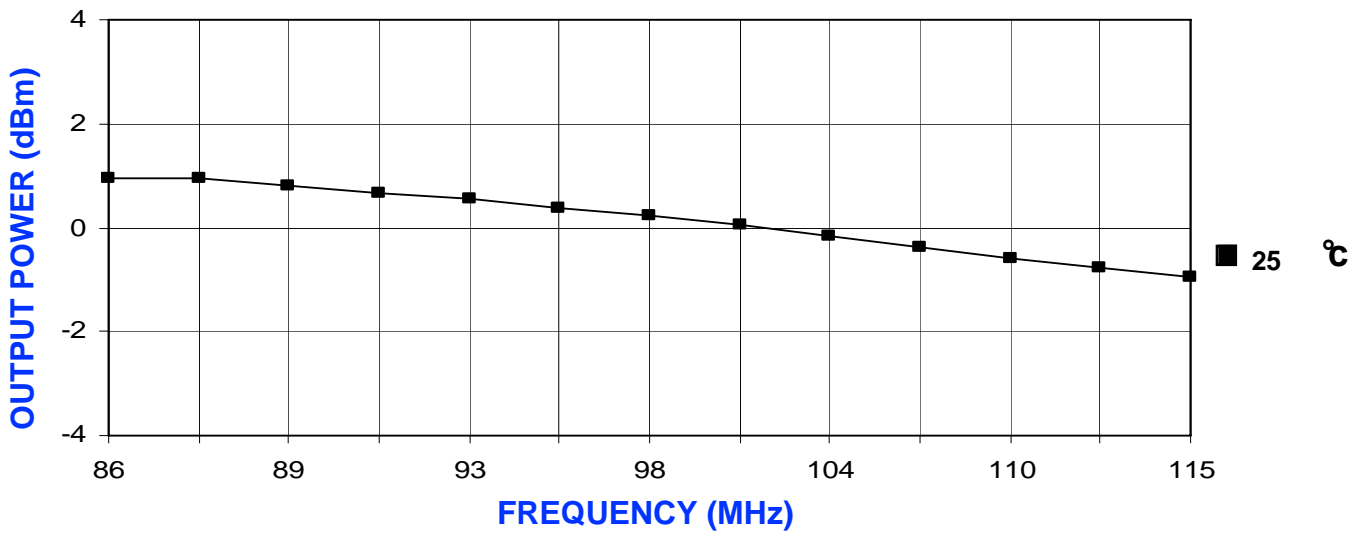
NOTES:

Reference Oscillator Signal: $5 \text{ MHz} < f_{\text{osc}} < 100 \text{ MHz}$
 Frequency Synthesizer: Analog Devices - ADF4001

VCO TUNING CURVE, typ.



VCO POWER CURVE, typ.



PHYSICAL DIMENSIONS

