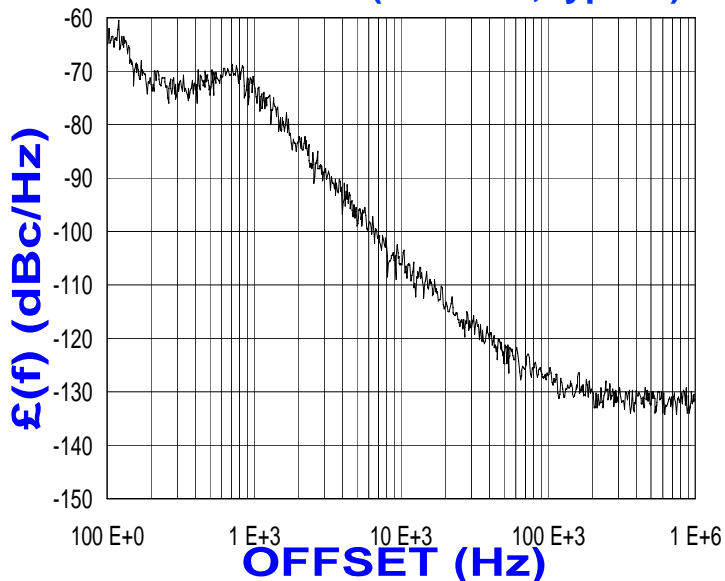



PHASE NOISE (1 Hz BW, typical)

FEATURES

- Frequency Range: 3280 - 3310 MHz
- Step Size: 125 KHz
- PLL-24H - Style Package

APPLICATIONS

- Digital Radio Equipment
- Fixed Wireless Access
- Satellite Communication Systems

PERFORMANCE SPECIFICATIONS	VALUE	UNITS
Frequency Range	3280 - 3310	MHz
Phase Noise @ 10 kHz offset (1 Hz BW, typ.)	-106	dBc/Hz
Harmonic Suppression (2nd, typ.)	-15	dBc
Sideband Spurs (typ.)	-70	dBc
Power Output	0±3	dBm
Load Impedance	50	Ω
Step Size	125	kHz
Charge Pump Output Current	5000	μA
Switching Speed (typ., adjacent channel)	3	mSec
Startup Lock Time (typ.)	3	mSec
Operating Temperature Range	-40 to 85	°C
Package Style	PLL-24H	
POWER SUPPLY REQUIREMENTS		
Supply Voltage (Vcc, nom.)	5	Vdc
Supply Current (Icc, typ.)	30	mA

All specifications are typical unless otherwise noted and subject to change without notice.

APPLICATION NOTES

- AN-107 : How to Solder Z-COMM VCOs / PLLs
- AN-202 : PLL Functional Description

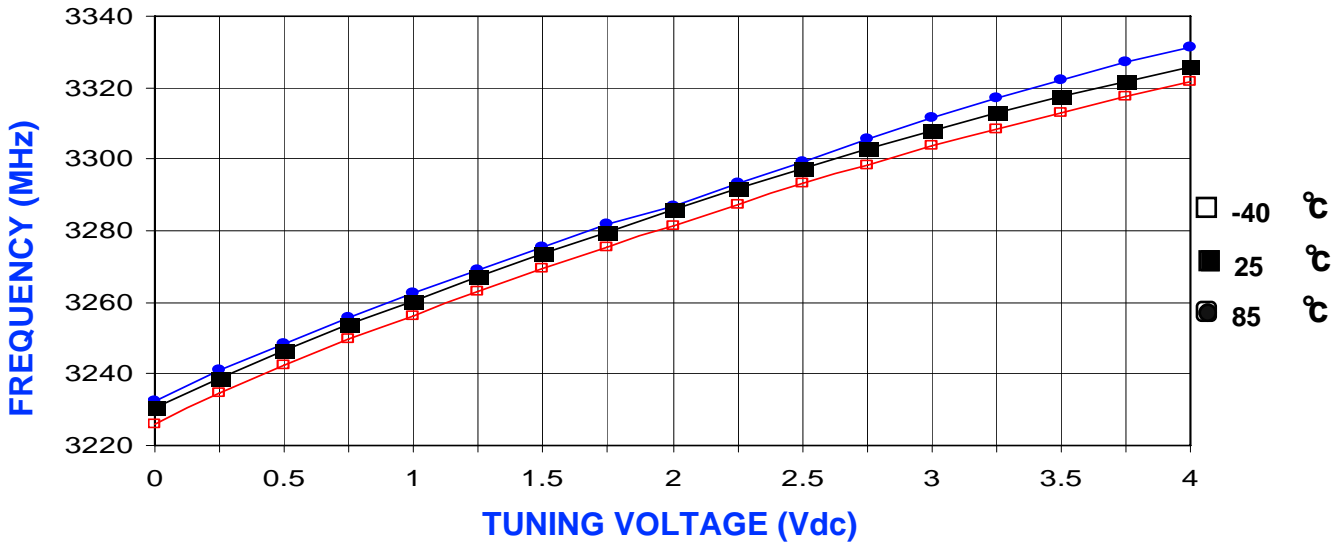
NOTES:

Reference Oscillator Signal: 5 MHz f_{osc} <math>< 100</math> MHz

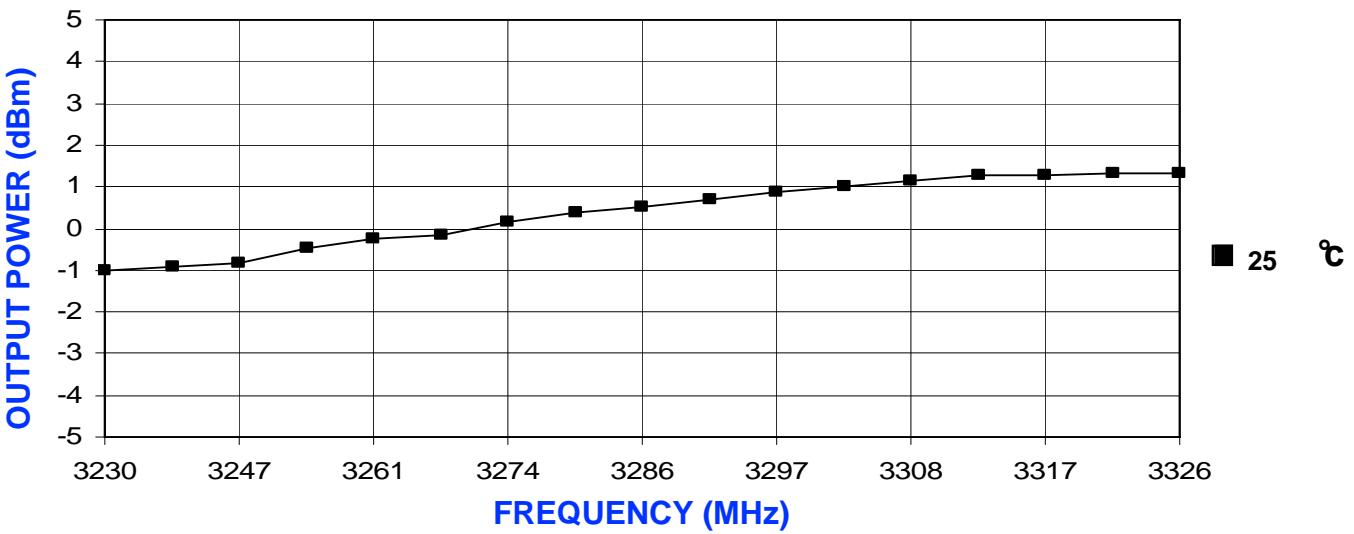
Prescaler: 32

Frequency Synthesizer: Analog Devices - ADF4106

VCO TUNING CURVE, typ.



VCO POWER CURVE, typ.



PHYSICAL DIMENSIONS

