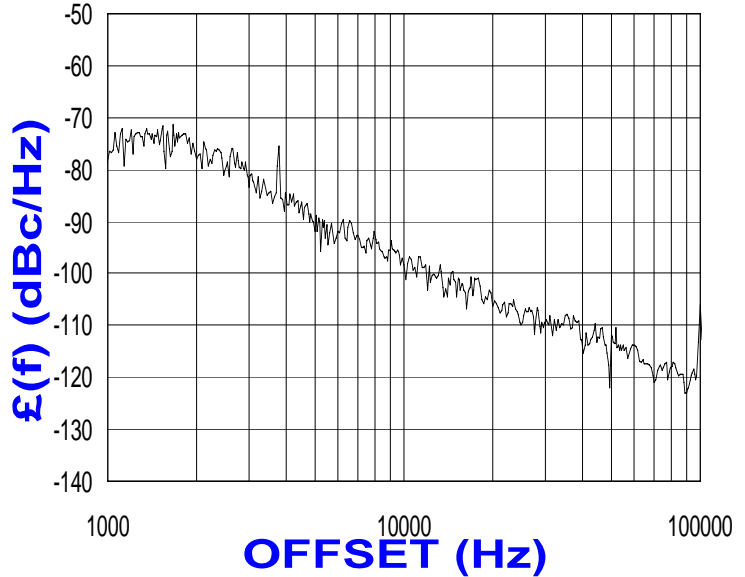




PHASE NOISE (1 Hz BW, typical)



FEATURES
<ul style="list-style-type: none"> • Frequency Range: 1575 - 1775 MHz • Step Size: 1000 KHz • PLL-24 - Style Package
APPLICATIONS
<ul style="list-style-type: none"> • Telecommunications • Satellite • Telemetry

PERFORMANCE SPECIFICATIONS	VALUE	UNITS
Frequency Range	1575 - 1775	MHz
Phase Noise @ 10 kHz offset (1 Hz BW, typ.)	-94	dBc/Hz
Harmonic Suppression (2nd, typ.)	-15	dBc
Sideband Spurs (typ.)	-65	dBc
Power Output	1±2.5	dBm
Load Impedance	50	Ω
Step Size	1000	kHz
Charge Pump Output Current	5000	μ A
Switching Speed (typ., adjacent channel)	2	mSec
Startup Lock Time (typ.)	2	mSec
Operating Temperature Range	-40 to 85	$^{\circ}$ C
Package Style	PLL-24	
POWER SUPPLY REQUIREMENTS		
Supply Voltage (Vcc, nom.)	5	Vdc
Supply Current (Icc, typ.)	35	mA

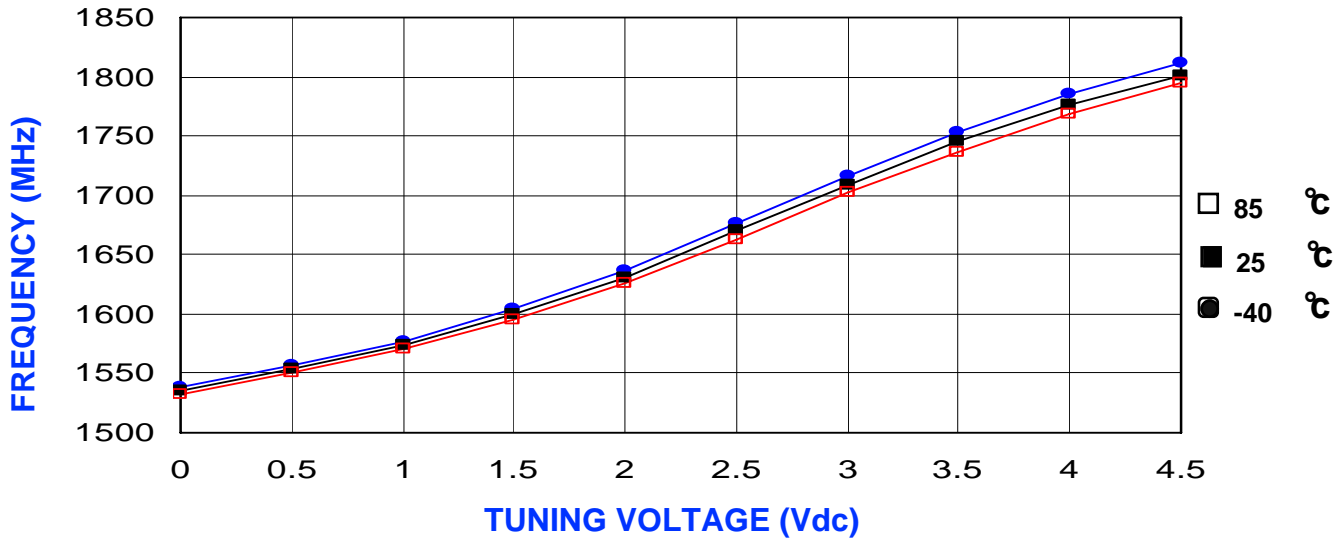
All specifications are typical unless otherwise noted and subject to change without notice.

APPLICATION NOTES
<ul style="list-style-type: none"> • AN-107 : How to Solder Z-COMM VCOs / PLLs • AN-202 : PLL Functional Description

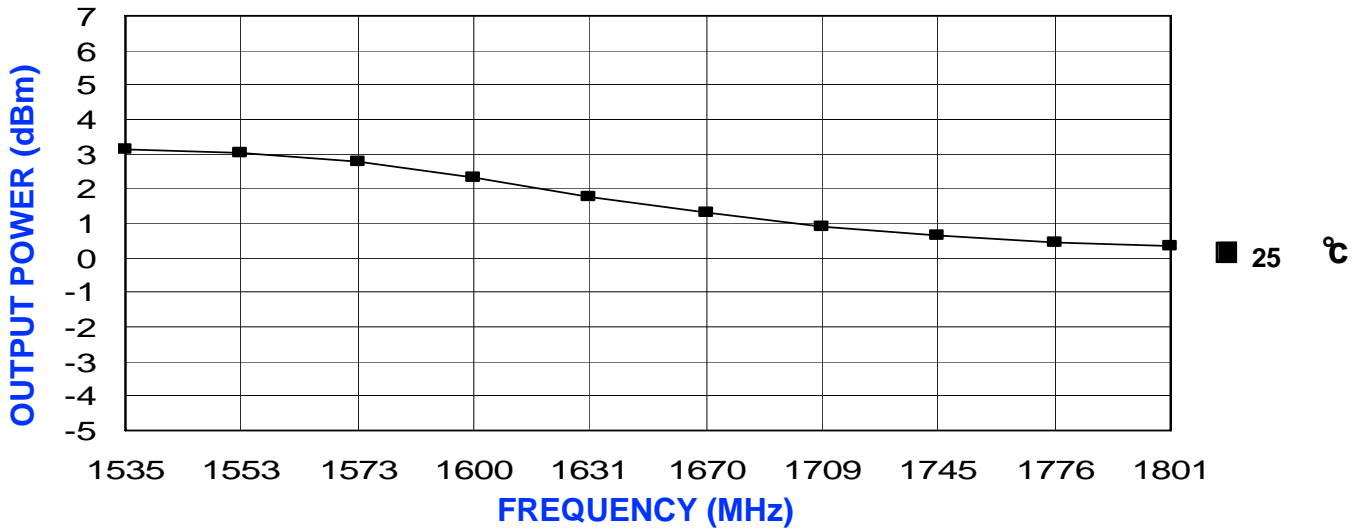
NOTES:

Reference Oscillator Signal: $5 \text{ MHz} < f_{\text{osc}} < 100 \text{ MHz}$
 Frequency Synthesizer: National Semiconductor - ADF4106

VCO TUNING CURVE, typ.



VCO POWER CURVE, typ.



PHYSICAL DIMENSIONS

