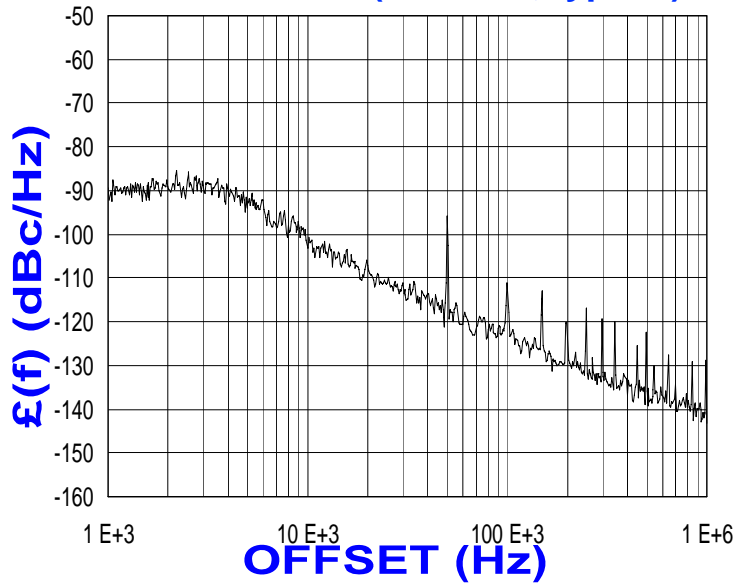




PHASE NOISE (1 Hz BW, typical)



FEATURES

- Frequency Range: 240 - 260 MHz
- Step Size: 50 KHz
- PLL - Style Package

APPLICATIONS

- Telecommunications
- Satellite
- Telemetry

PERFORMANCE SPECIFICATIONS	VALUE	UNITS
Frequency Range	240 - 260	MHz
Phase Noise @ 10 kHz offset (1 Hz BW, typ.)	-103	dBc/Hz
Harmonic Suppression (2nd, typ.)	-7	dBc
Sideband Spurs (typ.)	-60	dBc
Power Output	5±2	dBm
Load Impedance	50	Ω
Step Size	50	kHz
Charge Pump Output Current	5000	μA
Switching Speed (typ., adjacent channel)	1	mSec
Startup Lock Time (typ.)	1.5	mSec
Operating Temperature Range	-40 to 85	°C
Package Style	PLL	
POWER SUPPLY REQUIREMENTS		
Supply Voltage (Vcc, nom.)	5	Vdc
Supply Current (Icc, typ.)	30	mA

All specifications are typical unless otherwise noted and subject to change without notice.

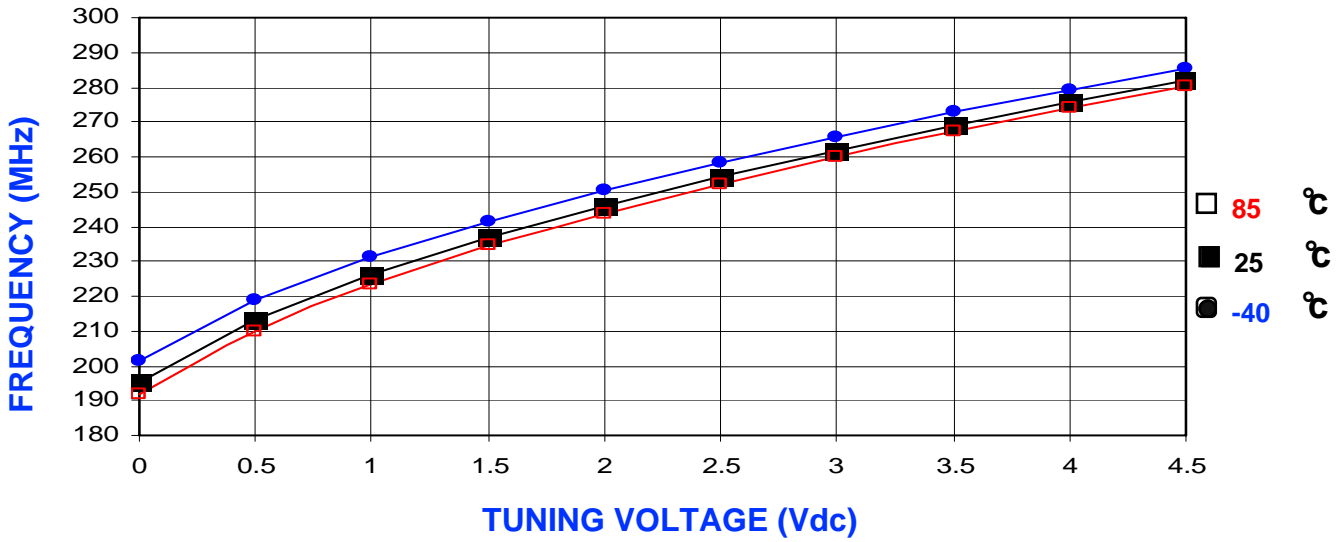
APPLICATION NOTES

- AN-107 : How to Solder Z-COMM VCOs / PLLs
- AN-202 : PLL Functional Description

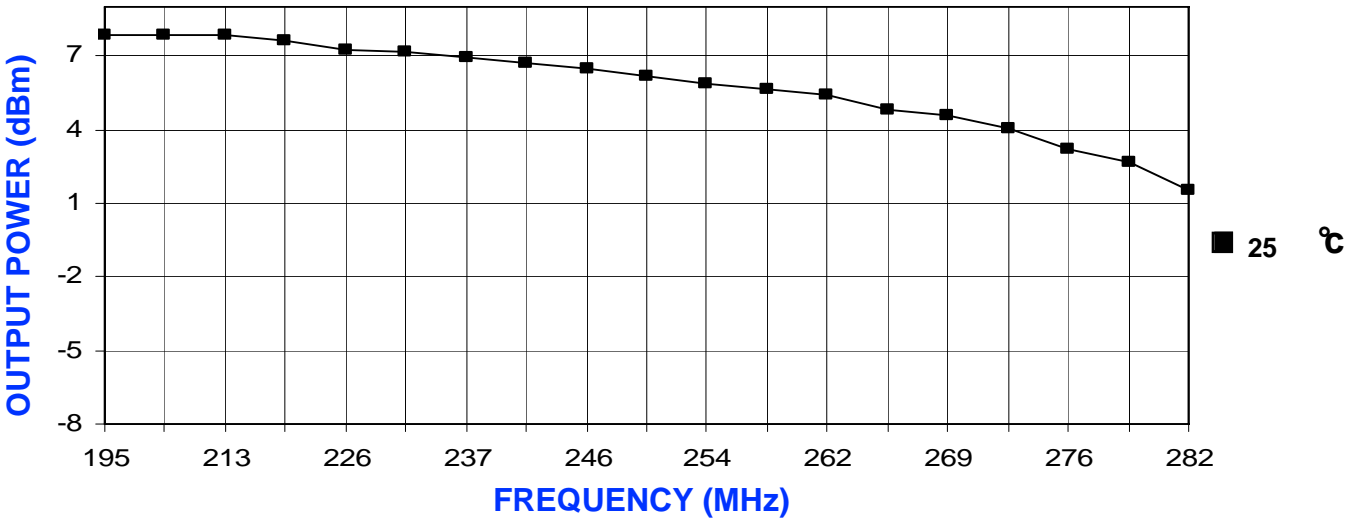
NOTES:

Reference Oscillator Signal: 5 MHz f_{osc} <math>< 100</math> MHz Prescaler: 8
 Frequency Synthesizer: Analog Devices - ADF4113

VCO TUNING CURVE, typ.



VCO POWER CURVE, typ.



PHYSICAL DIMENSIONS

