

14118 Stowe Drive, Suite B | Poway, CA 92064
 TEL: (858) 621-2700 | FAX: (858) 486-1927
 URL: www.zcomm.com
 EMAIL: applications@zcomm.com

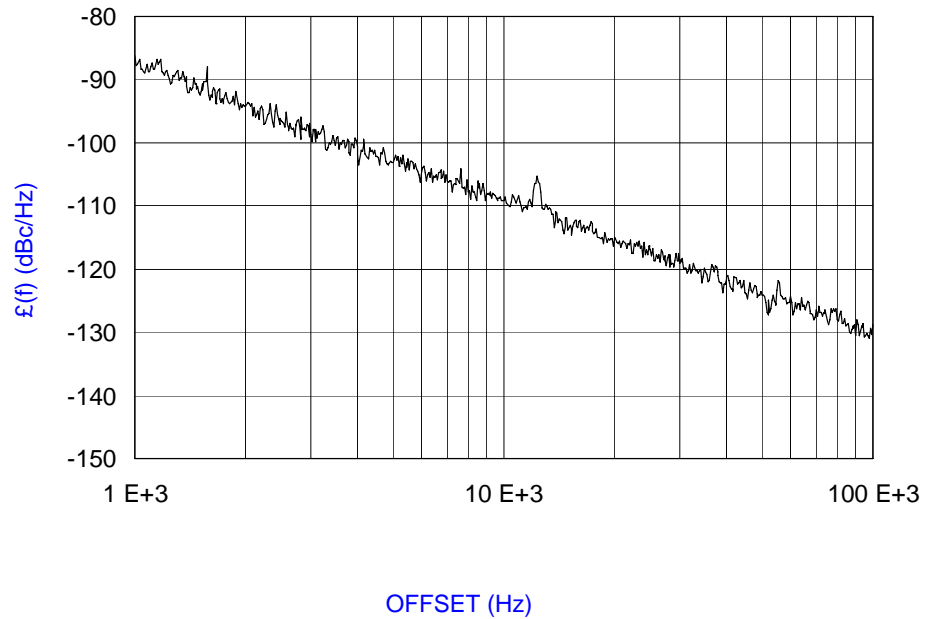
**Voltage-Controlled Oscillator
 Surface Mount Module**

Applications

- Satellite Modems
- Earthstations
-

Application Notes

- AN-101: Mounting and Grounding
- AN-102: Output Loading
- AN-107: Manual Soldering



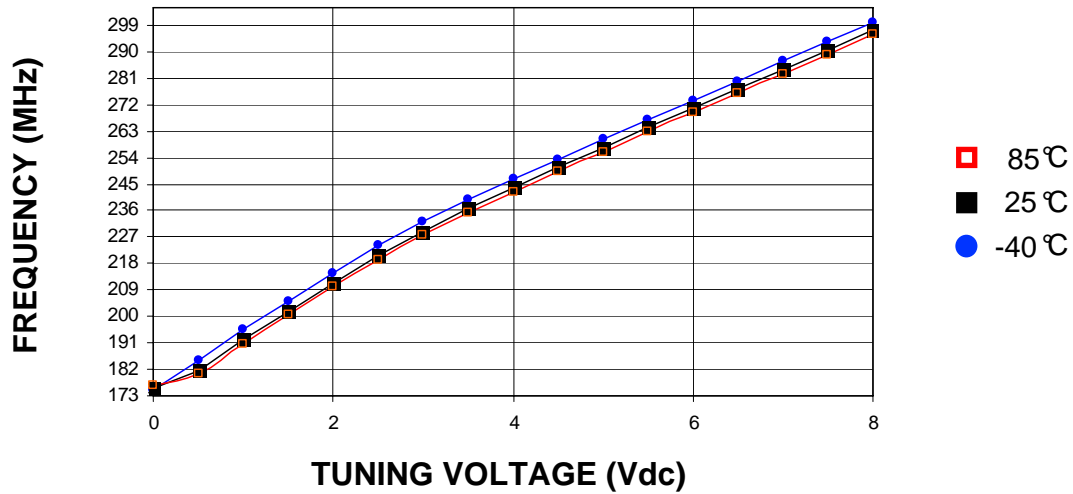
Performance Specifications	Min	Typ	Max	Units
Oscillation Frequency Range	200		280	MHz
Phase Noise @ 10 kHz offset (1 Hz BW)		-109		dBc/Hz
Harmonic Suppression (2nd)		-10		dBc
Tuning Voltage	1		8	Vdc
Tuning Sensitivity (avg.)		14		MHz/V
Power Output	1	4.5	8	dBm
Load Impedance		50		Ω
Input Capacitance			200	pF
Pushing			1	MHz/V
Pulling (14 dB Return Loss, Any Phase)			1	MHz
Operating Temperature Range	-40		85	$^{\circ}\text{C}$
Package Style		MINI-14S		

Power Supply Requirements	Min	Typ	Max	Units
Supply Voltage (Vcc, nom.)		9		Vdc
Supply Current (Icc)		25	30	mA

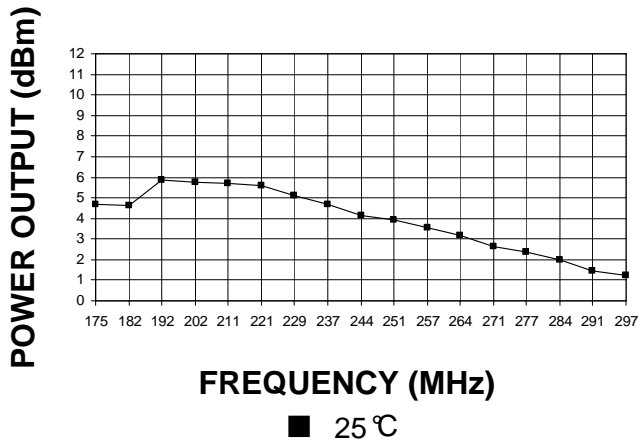
Additional Notes

LFSuffix = RoHS Compliant. All specifications are subject to change without notice.

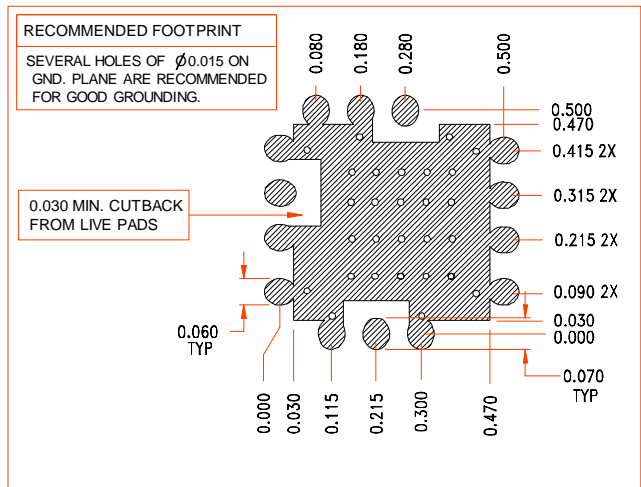
Tuning Curve, typ.



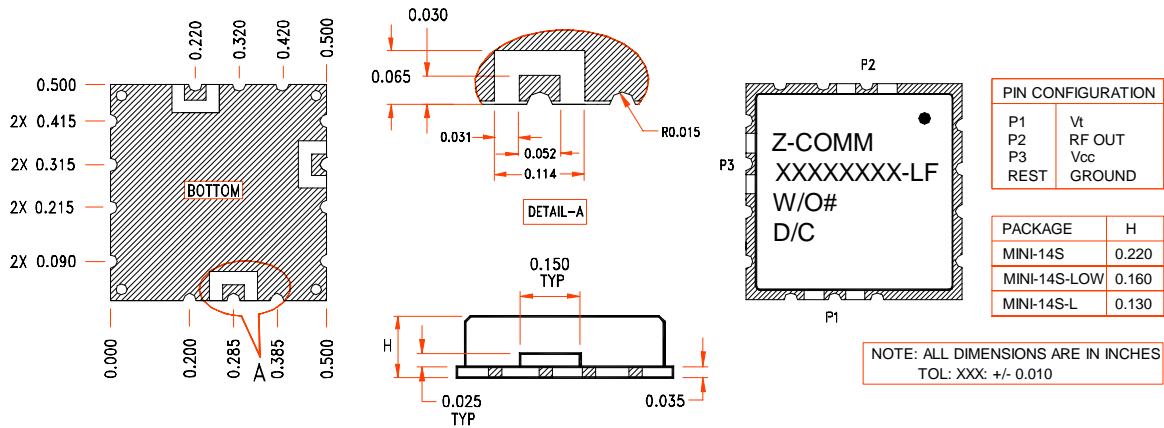
Power Curve, typ.



Footprint



Physical Dimensions



LFSuffix = RoHS Compliant. All specifications are subject to change without notice.