

14118 Stowe Drive, Suite B | Poway, CA 92064  
 TEL: (858) 621-2700 | FAX: (858) 486-1927  
 URL: [www.zcomm.com](http://www.zcomm.com)  
 EMAIL: [applications@zcomm.com](mailto:applications@zcomm.com)

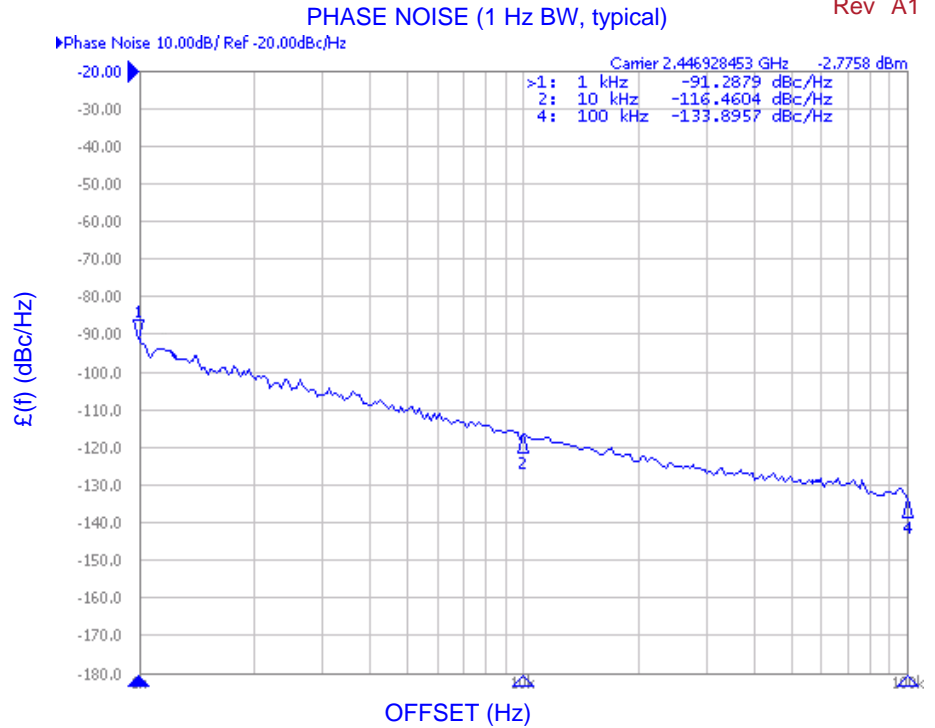
### Voltage-Controlled Oscillator Surface Mount Module

#### Applications

- Digital Radio Equipment
- Fixed Wireless Access
- Satellite Communication Systems

#### Application Notes

- AN-101: Mounting and Grounding
- AN-102: Output Loading
- AN-107: Manual Soldering



#### Performance Specifications

	Min	Typ	Max	Units
Oscillation Frequency Range	2451		2452	MHz
Phase Noise @ 10 kHz offset (1 Hz BW)		-116		dBc/Hz
Harmonic Suppression (2nd)		-15		dBc
Tuning Voltage	0.5		4.5	Vdc
Tuning Sensitivity (avg.)		6		MHz/V
Power Output	0	2.5	5	dBm
Load Impedance		50		$\Omega$
Input Capacitance			50	pF
Pushing			1	MHz/V
Pulling (14 dB Return Loss, Any Phase)			.5	MHz
Operating Temperature Range	-40		85	$^{\circ}\text{C}$
Package Style	MINI-16-SM			

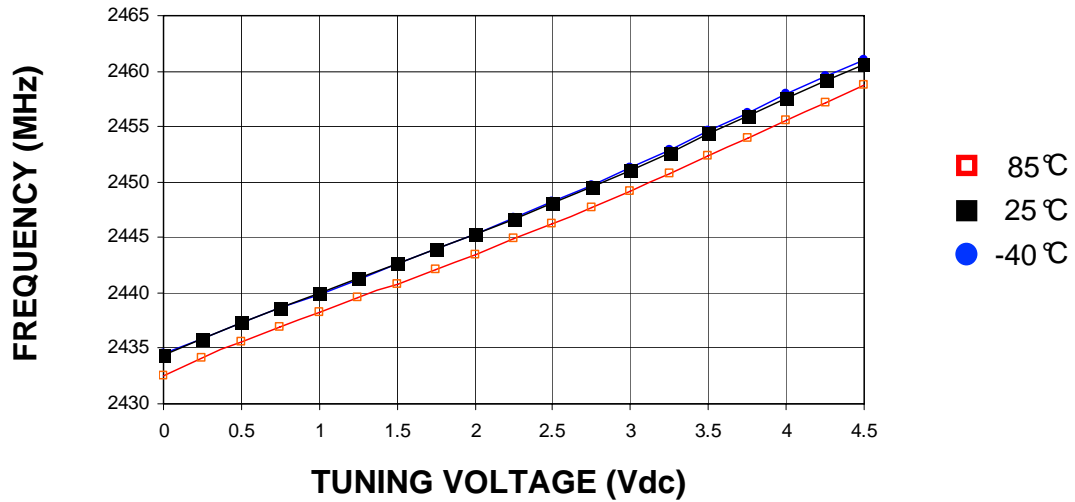
#### Power Supply Requirements

	Min	Typ	Max	Units
Supply Voltage (Vcc, nom.)		5		Vdc
Supply Current (Icc)		20	24	mA

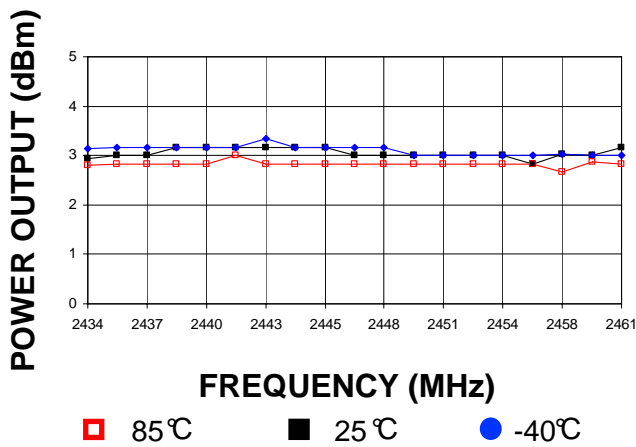
#### Additional Notes

LFSuffix = RoHS Compliant. All specifications are subject to change without notice.

Tuning Curve, typ.



Power Curve, typ.



Footprint



Physical Dimensions



PIN CONFIGURATION	
P1	Vt
P2	RF OUT
P3	Vcc
REST	GROUND

LFSuffix = RoHS Compliant. All specifications are subject to change without notice.