

Wavelength range	Type	Technology	Electrodes
Infrared	Planar	InGaAs/InP	P (anode) up

	typ. dimensions in $\mu\text{m}$	<b>Description</b> Broadband photodiode with maximum response in the NIR-region (800-1750 nm)
	typ. thickness 330 ( $\pm 20$ ) $\mu\text{m}$ anode (pin 1) bond gold 1.0 $\mu\text{m}$ cathode* (rear) gold alloy, 0.5 $\mu\text{m}$ *cathode 2, for measuring purposes only, not bondable	

### Miscellaneous Parameters

$T_{\text{amb}} = 25^\circ\text{C}$ , unless otherwise specified

Parameter	Test conditions	Symbol	Value	Unit
Active area		A	0.78	$\text{mm}^2$
Operating temperature range		$T_{\text{amb}}$	-40 to +125	$^\circ\text{C}$
Storage temperature range	on foil	$T_{\text{stg}}$	-20 to +35	$^\circ\text{C}$
Temperature coefficient of $I_D$	$T = -40 \dots 120^\circ\text{C}$	$T_C(I_D)$	7.4	%/K

### Optical and Electrical Characteristics

$T_{\text{amb}} = 25^\circ\text{C}$ , unless otherwise specified

Parameter	Test conditions	Symbol	Min	Typ	Max	Unit
Forward voltage	$I_F = 10 \text{ mA}$	$V_F$		0.6		V
Breakdown voltage <sup>2)</sup>	$I_R = 10 \mu\text{A}$	$V_R$	5			V
Sensitivity range at 10 %	$V_R = 0 \text{ V}$	$\lambda$	800		1750	nm
Spectral bandwidth at 50 %	$V_R = 0 \text{ V}$	$\Delta\lambda_{0,5}$		680		nm
Responsivity at 1300 nm <sup>1)</sup>	$V_R = 0 \text{ V}$	$S_\lambda$		0.9		A/W
Dark current	$V_R = 5 \text{ V}$	$I_D$		0.5	10	nA
Shunt resistance	$V_R = 10 \text{ mV}$	$R_{\text{SH}}$	15	30		$\text{M}\Omega$
Noise equivalent power	$\lambda = 1300 \text{ nm}$	NEP		$3.0 \times 10^{-14}$		$\text{W}/\sqrt{\text{Hz}}$
Specific detectivity	$\lambda = 1300 \text{ nm}$	$D^*$		$2.9 \times 10^{12}$		$\text{cm} \cdot \sqrt{\text{Hz}} \cdot \text{W}^{-1}$
Junction capacitance	$V_R = 0 \text{ V}$	$C_J$		130		pF

<sup>1)</sup> measured on bare chip on TO-18 header

<sup>2)</sup> for information only

### Labeling

Type	Typ. $I_D$ [nA]	Typ. $S_\lambda$ [A/W]	Lot N°	Quantity
EPC-1300-1.0-1				

**Packing:** Chips on adhesive film with wire-bond side on top

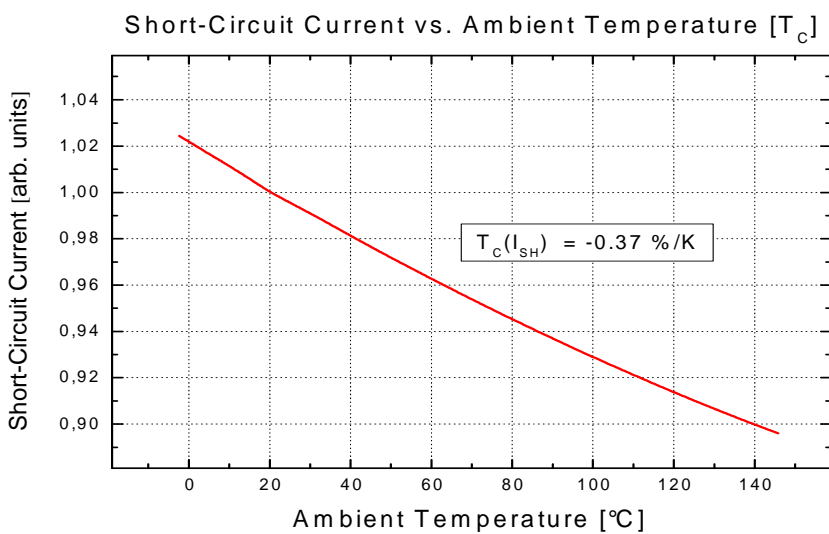
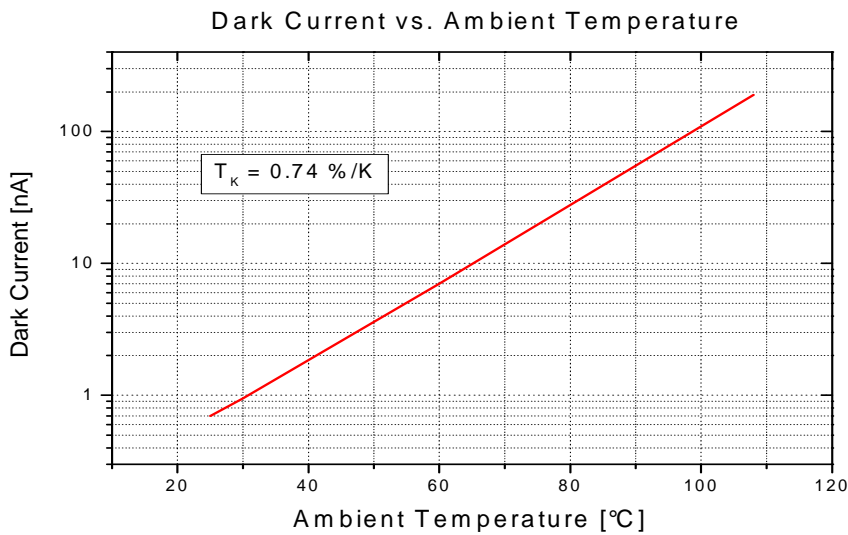
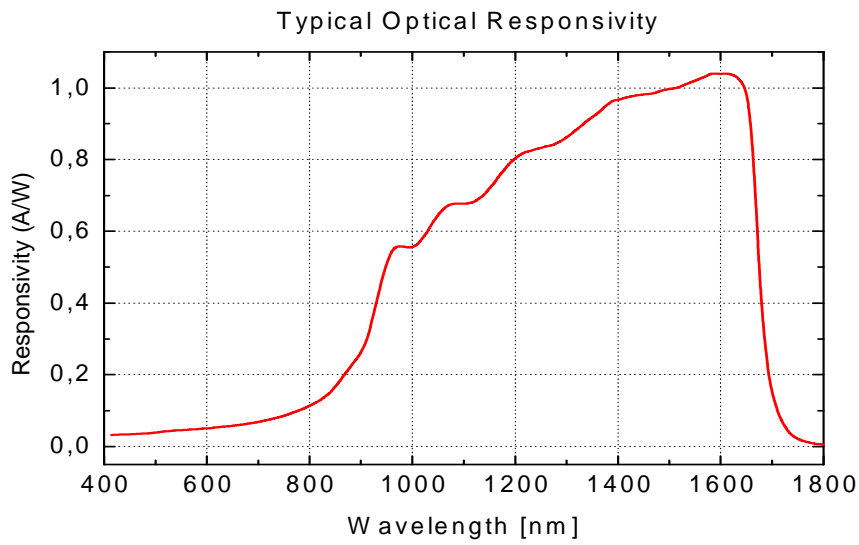
\*Note: All measurements carried out with JENOPTIK Polymer Systems equipment

We reserve the right to make changes to improve technical design and may do so without further notice.

Parameters can vary in different applications. All operating parameters must be validated for each customer application by the customer.

JENOPTIK Polymer Systems GmbH, D-12555 Berlin, Köpenicker Str.325 b, Haus 201

Tel.: +49-30-6576 2543, Fax : +49-30-6576 2545



We reserve the right to make changes to improve technical design and may do so without further notice. Parameters can vary in different applications. All operating parameters must be validated for each customer application by the customer.