



Low cost single user Remote KVM access over IP

Connect over IP using any web browser or built-in VNC client

High-quality video up to 1280 x 1024

Very easy to install and operate

4 or 8 port models available

Secure encrypted operation

Features and Benefits

- Available in a four or eight port model
- Connect to your computers locally, remotely over your network, or over the web using any supported web browser or VNC viewer.
- Network information is configured by simply modifying a text file.
- Resolution up to 1280 x 1024
- Solid-state embedded unit for maximum reliability
- Password security prevents unauthorized configuration and access
- User ID and password required for remote access
- Remote application (Real VNC or Java applet) can be installed directly from the unit
- Up to four remote users can simultaneous access the Vista Remote 2 at any one time.
- Select computers using keyboard commands or an on-screen list of computers.
- Front panel LEDs shows power
- Scan mode sequences through computers at an adjustable rate
- Non-volatile memory stores configuration settings
- Rack mount kits available

The Vista Remote 2™ Advantage . . .

The Vista Remote 2 is the KVM switch of choice for desktop, small office, or home use. You can connect a local KVM station to four or eight computers. Remote users can connect to Vista Remote 2 using the very secure RealVNC remote application using any internet browser. Once connected and authorized, the remote user has complete control over the connected computer.


The unit consists of an IP input module and a KVM switch module. The IP input module controls all remote access and security to the unit and the KVM switch module manages the connected computers.

The Vista Remote 2 is available in two models, a four port model and an eight port model.

The Vista Remote 2 is easy to install and configure. Assign an IP address and network information, configure the CPU ports to accommodate the connected computers, connect the unit to the network and its ready to use.

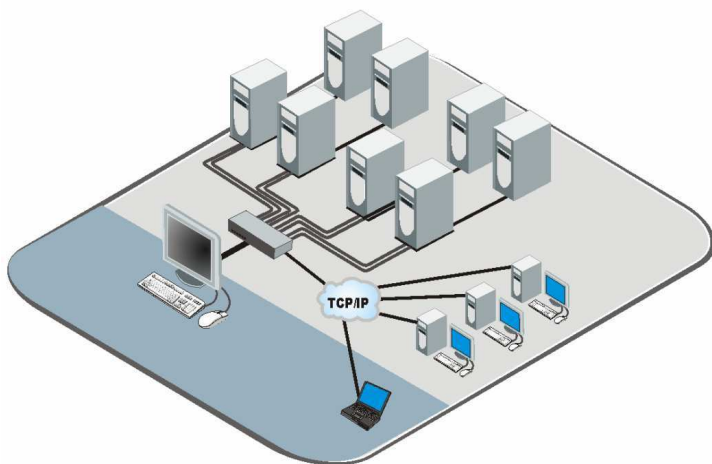
Remote users are set-up with a unique user name and password. Access permissions can be set from full access to the configuration menus and computers to limited access to the computers.

The IP input module and the Switch module's OSD provide an easy method of configuring, selecting and switching among the connected computers.



Access your computers from almost anywhere in the world.

Typical Application



Introduction The Vista Remote 2 is a versatile, powerful, and economical product that extends the range of access to your computers and servers to anywhere in the world. Its advanced design makes it compatible with most computers.

Installation The Vista Remote 2 is very easy to install and configure. Just assign an IP address and network information to the unit, connect the unit to your network, a local KVM station, and the computers and you're done. Next, from a remote computer on the same network, connect to the Vista Remote 2 using any web browser. The first time you connect, Vista Remote 2 will provide three options for installing and using the viewer (Real VNC or the Java applet). These can be installed directly from the unit or downloaded from RealVNC's web site. When complete, login and the connected computers video will display on the remote monitor and you have complete and secure control of the computer.

Operation Access to the Vista Remote 2 is either locally or remotely over a network or internet connection

Security The Vista Remote 2 is designed with the highest regard for security. Remote access requires a user ID and password. All transmissions to and from a remote user are encrypted with the latest AES 128 bit encryption technology. Up to 16 user accounts can be set-up each with separate access permission levels. The KVM switch module can add additional security features with configuration and access ID and passwords.

Video settings The video setting menu gives you access to all of the video settings such as Phase, Threshold, and Horizontal and Vertical position, Color, Brightness and Contrast. These and other settings can be manually set or the Vista Remote 2 can automatically determine the best settings using the Calibrate all feature.


Mouse cursor The Vista Remote 2 uses a two-mouse cursor system when remotely connected. The cursors are a very intuitive style showing the local cursor and the remote host cursor.

Specifications

| Part # | Ports | Description |
|----------------|-------|------------------------|
| KVR-1R4UA/OV/2 | 4 | w/DB25 connectors, OSD |
| KVR-1R8UA/OV/2 | 8 | w/DB25 connectors, OSD |

| Dimensions | Width | Depth | Height | Weight |
|----------------|-------|-------|--------|---------|
| All model (in) | 16.7 | 15.2 | 1.75 | 4.8 lbs |
| (cm) | 42.4 | 38.6 | 4.5 | 2.2 kg |
| 8-port model | | | | 5.1 lbs |
| | | | | 2.3 kg |

| | |
|---------------|--|
| Resolution | Vista Remote 2 supports a video resolution up to 1280 x 1024 |
| Connectors | Local KVM DB25F Host computers: DB25F Network port: RJ45F |
| Switches | Power Switch |
| Indicators | LEDs: power |
| Ethernet Link | 10/100 Mbs Ethernet speed |
| Environmental | 0° - 45°C / 32° - 113°F, 5 - 80% non-condensing RH |
| Rack mount | 19" |
| Chassis | Fully shielded, black painted steel with polyester graphic overlay panel |
| Controls | Reset Switch Computer Select Switch: 1-8 (varies by model) |
| Approvals | FCC, CE |



Rear View (4 port / 8 port)

■ Phone: 281-933-7673 ■ E-mail: sales@rose.com ■

10707 Stancliff Rd. Houston, TX 77099

Rose Electronics – Europe: +49 (0)2454 969442 Rose Electronics – Asia: +65 6324 2322

DS-KVR-R 1.6

© Copyright 2008 Rose Electronics. All rights reserved
Specifications subject to change without notice

 **ROSE**
ELECTRONICS
WWW.ROSE.COM