

μSFP

World's smallest hot pluggable optical fibre transceiver The next generation 10G optical transceiver module

The μSFP pluggable optical fibre transceiver is a compact solution for 1 Gbps to 10 Gbps optical fibre datalinks using a duplex LC connector interface. It comes in a sugar cube size package offering very small footprint (13.5 x 20.5 mm) and low height (10.4 mm).

The μSFP transceiver is fully compliant with 10G Ethernet and 8.5G Fibre Channel standards. Backwards, it supports 1G Ethernet and 1x/2x/4x Fibre Channel communication. Its pinout and electrical interface are fully compatible with SFP/SFP+ specification, enabling seamless integration into existing designs.

μSFP transmitter employs 850 nm vertical cavity surface emitting laser (VCSEL) and a receiver with a PIN photodiode. Data input and output ports employ CML differential signalling with back termination on device. The μSFP transceiver supports full-featured two-wire SFF8472 diagnostic monitoring protocol, offering ability to monitor real-time parameters of the SFP such as optical output power, optical input power, temperature, laser bias current, and transceiver supply voltage. In addition, μSFP offers separate hardware control signals for rate selection and Tx disabling, as well as signal lines for reporting Tx Fault and LOS conditions.

For ease of manufacturing μSFP comes with high-speed connector compatible with standard pick-and-place SMT assembly process. Its PCB metal case ensures smooth sliding and secure latching of transceiver device, even in case of high vibrations. It is possible to remove μSFP transceiver during operation and to replace it just by using simple tool.

Evaluation board with software package is available for those interested in evaluating transceiver performance.

Supported data rates: 1.0625 Gbps – 10.3215 Gbps




- Data rate up to 10.3215 Gbps
- Duplex LC connector
- Extremely compact (45 % of SFP)
- Hot pluggable
- SFP+ compatible at electrical interface
- SMT mount process compatible
- 10G Ethernet compliant
- 8x Fibre Channel compliant
- 850 nm multimode transmission
- Full SFF8472 diagnostic monitoring
- CML inputs and outputs
- TTL signal detect indicator
- Single 3.3 V power supply
- Class 1 laser product (EN60825-1)
- RoHS compliant

Compliance with:

- IEEE802.3ae 10G BASE-SW/SR
- 8.5G Fiber Channel
800-M5-SN-I and 800-M6-SN-I standards
- 4.25G Fiber Channel
400-M5-SN-I and 1400-M6-SN-I standards
- 2.125G Fiber Channel
200-M5-SN-I and 200-M6-SN-I standards
- 1.06625G Fiber Channel
100-M5-SN-I and 100-M6-SN-I standards
- IEEE802.3z Gigabit Ethernet Standard
- SFF8472 diagnostic monitoring interface
- Duplex LC connector system

Applications & Industries:

- Rack to rack
- Data Centers
- Premises
- Switches and Routers
- Military
- Avionics
- Oil & Gas
- Broadcast



μSFP transceiver compared to standard SFP form factor

μSFP - 10G miniature optical transceiver datasheet

Absolute Maximum Ratings

Parameter	Symbol	Min	Max	Units
Storage Temperature	T _s	-40	100	°C
Optical Input Power (max)	P _{IN}		+5	dBm
Supply Voltage	V _{CC}	-0.3	4.0	V
Input Voltage	V _{IN}	-0.3	4.0	V
Voltage at TX_DISABLE, TX_FAULT, LOS		-0.3	V _{CC} + 0.3 V	V
Voltage at ROUT+, ROUT-		V _{CC} - 1 V	V _{CC} + 0.3 V	V
Voltage at TIN+, TIN-		V _{CC} - 2.5 V	V _{CC} - 0.5 V	V
Current into FAULT, LOS		-1	5	mA
Current into ROUT+, ROUT-			40	mA


Recommended Operating Conditions

Parameter	Symbol	Min	Max	Units
Case Operating Temperature	T _c	-5	75	°C
Supply Voltage	V _{CC}	2.97	3.6	V
Supply Current	I _{CC}		230	mA

Receiver Electro-Optical Characteristics

Parameter	Symbol	Min	Typ	Max	Units
Optical Overload	P _{OV}	1.5			dBm
Receiver Sensitivity (@ 10.32 Gbps, OMA)	P _{THR}		-13	-12	dBm
Operating Center Wavelength	λ _c	840		860	nm
Differential Output Voltage	V _{DIFF}			285	mV
LOS Assert Time	t _{A,RX_LOS}	2.3		80	μs
LOS Deassert Time	t _{D,RX_LOS}	2.3		80	μs

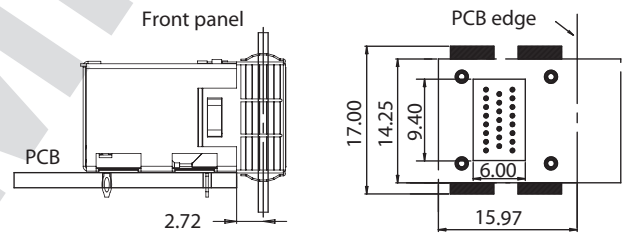
Orderable part number: TO-USFP-SX-10G-P



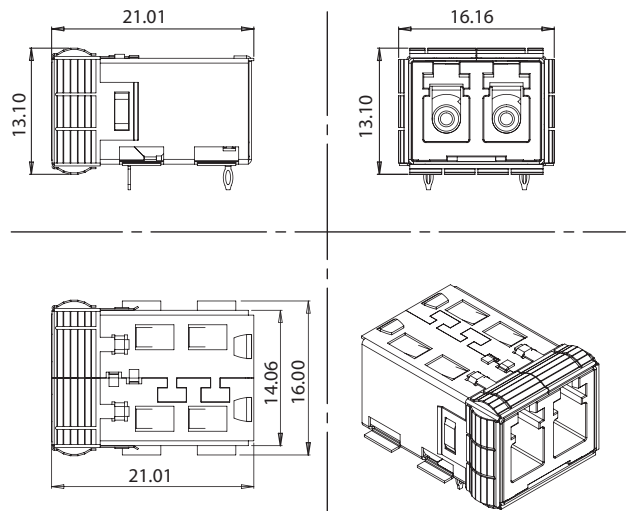
Eye opening diagram @ 10.3125 Gbps (73 mV/16.2 ps per division)

Transmitter Electro-Optical Characteristics

Parameter	Symbol	Min	Typ	Max	Units
Output Optical Power (50/125 μm fiber, NA=0.20) (62.5/125 μm fiber, NA=0.275)	P _{OUT}	-9		-1.4	dBm
Center Wavelength	λ _c	840	850	860	nm
Spectral Width (RMS) (P _{OUT} =0.5 mW, 10.3125 Gbps)	Δλ			0.4	nm
Relative Intensity Noise (@ 10.3125 Gbps)	RIN			-130	dB/Hz
Differential Input Voltage (1.0625 Gbps to 4.25 Gbps)	V _{DIFF}	0.2		2.4	V
Differential Input Voltage (4.25 Gbps to 10.3125 Gbps)	V _{DIFF}	0.075		0.8	V
TX_DISABLE Assert Time	t _{OFF}			1	μs
TX_DISABLE Deassert Time	t _{ON}			500	μs
TX_FAULT Assert Time	t _{FAULT}			10	μs
Time to initialize, including reset of TX_FAULT	t _{INIT}			100	ms
TX_DISABLE high time to reset fault condition	t _{RESET}	5			μs



μSFP front panel mechanical positioning and PCB footprint



Overall dimensions of μSFP connector with casing

Head Office

Westwood Park, London Road,
Little Horkesley, Colchester,
Essex CO6 4BS,
UK

T +44 (0)1206 274 183
M +44 (0)7771 703 858
E info@socketeye.eu

Germany (Sales)

Schuettenfeld 54
D-28683 Ahaus
Germany

T +49 2561 961000
F +49 2561 961002
M +49 171 7317036
E mstreuf@socketeye.eu

Serbia (Design & Manuf.)

IMP-Telecommunications
Volgina 15
11000 Belgrade

T +381 11 277 29 53
F +381 11 275 59 78
M +381 62 369 796
E nikola.nenadic@pupin.rs

SOCKEYE

May, 2010.