



INSTALLATION AND OPERATION MANUAL

EZ-PD3 Power Supply Distributor



RDL EZ Series products provide the highest level of value to A/V professionals and A/V users who demand professional quality. For long-term performance, quality and value, you have made the EZ choice. EZ products are made in the USA by RDL, the inventor of application-specific modules bringing decades of experience as the world's leading manufacturer of high-reliability performance products to the A/V industry. Visit the RDL website for hundreds of professional A/V products made in the USA by RDL.



www.rdl.net.com

Decades of Performance, Quality and Value

RDL • 659 6th Street • Prescott, AZ • USA 86301 • Sales: 800-281-2683 • 928-443-9391
Tech Support: 800-933-1780 • 928-778-3554 • RDL Europe Sales & Support: (31) 20-6238-983

EZ-PD3

Power Supply Distributor

- Distribution of 24 Vdc Power
- Soft-Start from Switching Supply
- Outputs may be Activated by a Front-Panel Switch
- Up to 3 Power Distribution Points
- Voltage Presence Indication
- Energy Efficiency by Powering Multiple Products from a Single Power Supply

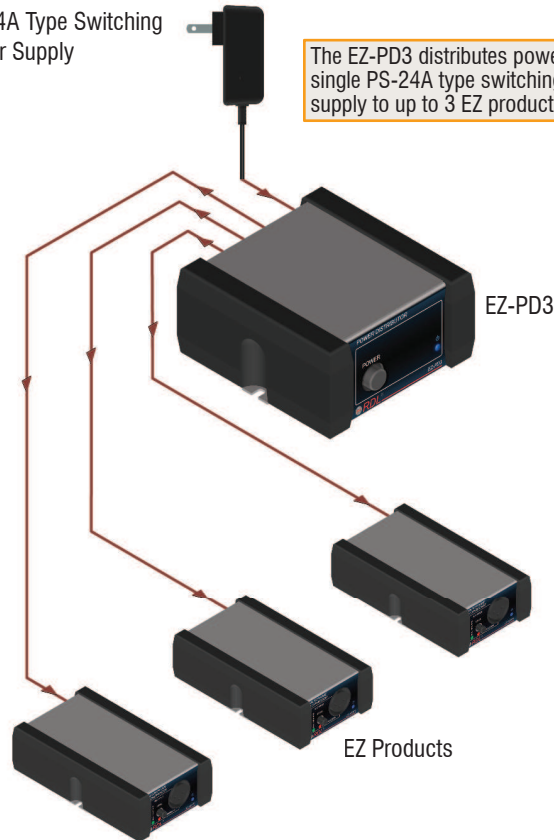
The EZ-PD3 is the ideal choice where power distribution from a current-limited switching power supply is needed. It is suitable for powering up to three EZ modules from a single power supply.

Upon application of power, the EZ-PD3 ramps the voltage up, charging any load capacitance as quickly as possible, then switching full voltage to the load. A front-panel power switch is provided.

The front-panel blue LED remains illuminated when the outputs are active.

TYPICAL APPLICATION

PS-24A Type Switching
Power Supply



The EZ-PD3 distributes power from a single PS-24A type switching power supply to up to 3 EZ products.



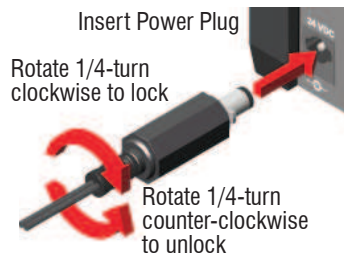

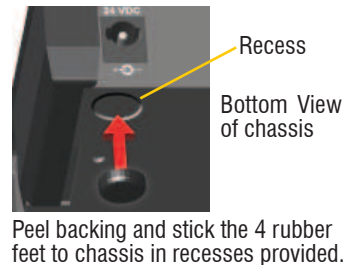
www.rdlnet.com . . . www.rdlez.com

POWER SWITCH

The POWER switch turns the rear-panel 24 Vdc power outputs on or off.

VOLTAGE PRESENCE INDICATOR

Blue LED remains illuminated when the outputs are active.

**POWER CONNECTION****FIXED MOUNTING****RUBBER FEET ATTACHMENT**

SELECTED MOUNTING ACCESSORIES Complete accessory listing available at: rdlez.com

EZ-RA6

Rack Adapter for 6 Increments of 1/6 Rack Width



EZ-CC6

Component Chassis for 6 Increments of 1/6 Rack Width



EZ-SMB1

Surface Mount Bezel for 1/6 Rack Width Products



EZ-DC1

Desktop Chassis 1/6 Rack Width



EZ-UCB2

Under-Counter Brackets 1/6 or 1/3 Rack Width



EZ-SD1

Storage Drawer 1/6 Rack Width



Use In Place of Filler Panel
Holds Adapters and Cables
Mounts in EZ-CC6 and EZ-RA6

TYPICAL PERFORMANCE

Input/Output Voltage:	24 Vdc @ 600 mA (Intended for use with current limited switching supply)
Outputs (8) :	Total load current must not exceed 600 mA
Indicator:	POWER LED
Power Requirement:	24 Vdc @ 20 mA plus connected loads
Ambient Operating Environment:	0° C to 50° C
Warranty:	3 Years; contact RDL technical support department for assistance
Case dimensions:	2.9" (7.4 cm)W x 3" (7.6 cm)D
Mounting size:	1/6 rack width

CE

891-1650

Copyright © 2010 Radio Design Labs, Inc. RDL, Radio Design Labs and the RDL logo are registered trademarks of Radio Design Labs, Inc. Data reflects product at publication time, subject to change without notice. "Made in USA" applies to all EZ products except power supplies.