

SolidMatrix® 1206 Slow Blow Surface Mount Fuses



Features:

- High inrush current withstanding capability
- Multilayer monolithic structure with glass ceramic body and silver fusing element
- Silver termination with nickel and pure-tin solder plating, providing excellent solderability
- Standard EIA1206/EIAJ3216 size
- Compatible with both wave and reflow soldering processes
- Operating temperature range: -55°C to +125°C (with de-rating)
- RoHS compliant



Clearing Time Characteristics (Slow Blow):

% of current rating	Clearing time at 25°C	
100 %	4 hours min.	
200 %	1 second min.	120 seconds max.
300 %	0.1 seconds min.	3 seconds max.
800 %	0.002 seconds min.	0.05 seconds max.

Agency Approval: Recognized Under the Components Program of Underwriters Laboratories. File Number: E232989

Patents: U.S. Patent numbers 6,034,589; 6,602,766; 7,268,661 B2; and other pending patents.

Interrupting Ratings:

1.0 A - 5.5 A 50 A at rated voltages
6.0 A - 8.0 A 60 A at rated voltage

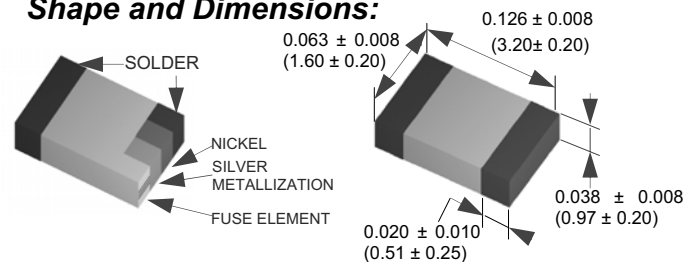
Marking (Optional): Red Marking Character Code
1.0 A:E, 1.25 A:F, 1.5 A:G, 2.0 A:I, 2.5 A:J, 3.0 A:K, 3.5 A:L, 4.0 A:M,
4.5 A:T, 5.0 A:N, 5.5 A:U, 6.0 A:O, 7.0 A:P, 8.0 A:R

Ordering Information:

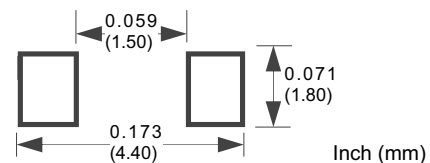
Part Number	Current Rating (A)	Voltage Rating (VDC)	Nominal Cold DCR (Ω) ¹	Nominal I ² t (A ² s) ²
F1206SB1000V063T	1.0	63	0.360	0.11
F1206SB1250V063T	1.25	63	0.200	0.22
F1206SB1500V063T	1.5	63	0.150	0.23
F1206SB2000V063T	2.0	63	0.088	0.63
F1206SB2500V032T	2.5	32	0.065	0.90
F1206SB3000V032T	3.0	32	0.034	1.20
F1206SB3500V032T	3.5	32	0.028	1.60
F1206SB4000V032T	4.0	32	0.024	2.20
F1206SB4500V032T	4.5	32	0.020	3.60
F1206SB5000V032T	5.0	32	0.018	5.30
F1206SB5500V024T	5.5	24	0.014	6.40
F1206SB6000V024T	6.0	24	0.011	8.50
F1206SB7000V024T	7.0	24	0.010	10.0
F1206SB8000V024T	8.0	24	0.009	16.9

1. Measured at ≤ 10 % of rated current and 25°C ambient
2. Melting I²t at 0.001 second clearing time

Shape and Dimensions:



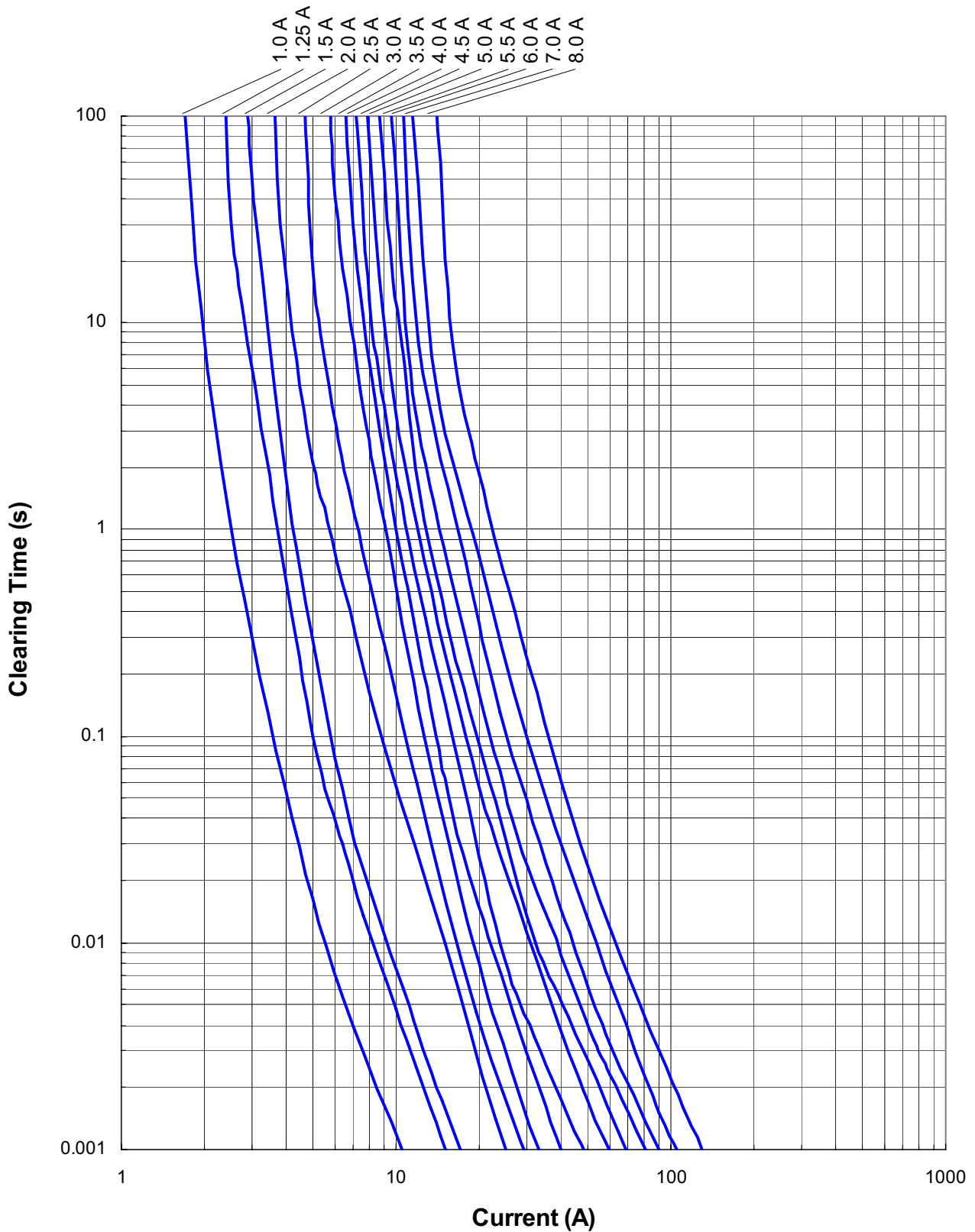
Recommended Land Pattern:



SolidMatrix® 1206 Slow Blow Surface Mount Fuses



Average Clearing Time Curves



SolidMatrix® 1206 Slow Blow Surface Mount Fuses



Average I^2t vs. t Curves

