


SKS 1000N B6C 670 V16



Thyristor Presspack stack

Electrical Characteristics						
Symbol	Conditions		min	typ	max	Unit
Electrical Data						
I_D	Maximum DC current	$T_{AMBIENT} = 35^{\circ}C$; No overload		1 000		A
V_{AC}	Maximum AC voltage (+/-10%)			500		V_{AC}
V_{BUS}	DC Bus voltage			670		V_{DC}
P_{TOTAL}	Maximum stack power			670		kW
P_{LOSS}	Stack power loss ($T_{AMBIENT} = 35^{\circ}C$)					W

Environmental Data						
Symbol	Conditions		min	typ	max	Unit
Mechanical Data						
Drawing	SEMIKRON document number.revision.version			12100432.00.A		-
Weight	Approximate total weight			105.6		kg
Altitude	Installation altitude without derating				1 000	m
Protection	IEC 60529			IP00		-
Pollution Degree	EN 50178			2		-

SEMISTACK® CLASSICS - B6C

Three phase controlled rectifier

Preliminary Data

Ordering No. 08785008
Description SKS 1000N B6C 670 V16

Features

- Non-isolated power stacks
- SKT 1200/16
- Heatsink U3/515
- Natural cooling
- RC circuit included

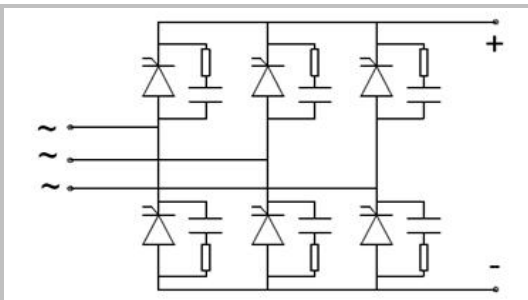
Typical Applications

- Regulated power supplies
- Alternator excitation
- Motor control

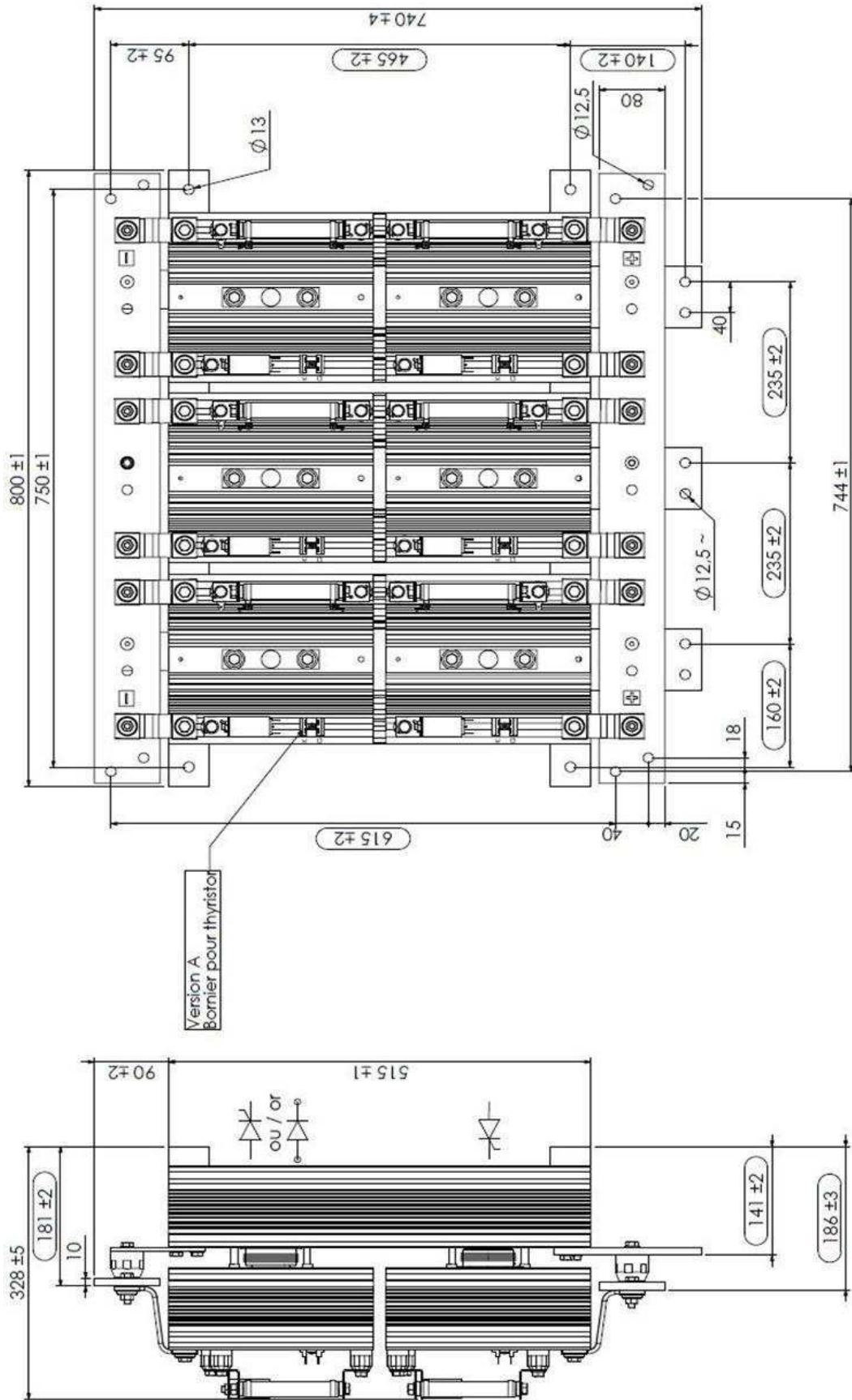
Remarks

This technical information specifies semiconductor devices but promises no characteristics. No warranty or guarantee, expressed or implied, is made regarding delivery, performance or suitability.

Stack Protection						
Symbol	Conditions		min	typ	max	Unit
RC Circuit						
Type	RC in parallel with each electrical switch			-		-
R	Resistance (80W)			33		Ohm
C				0.47		μF



B6C



Dimensions

This technical information specifies semiconductor devices but promises no characteristics. No warranty or guarantee expressed or implied is made regarding delivery, performance or suitability.