


SKS 1000N B6HK 670 V16 SU



Thyristor/Diode Presspack stack

Electrical Characteristics						
Symbol	Conditions		min	typ	max	Unit
Electrical Data						
I_D	Maximum DC current	$T_{AMBIENT} = 35^{\circ}C$; No overload		1 000		A
V_{AC}	Maximum AC voltage (+/-10%)			500		V_{AC}
V_{BUS}	DC Bus voltage			670		V_{DC}
P_{TOTAL}	Maximum stack power			670		kW
P_{LOSS}	Stack power loss ($T_{AMBIENT} = 35^{\circ}C$)					W

Environmental Data						
Symbol	Conditions		min	typ	max	Unit
Mechanical Data						
Drawing	SEMIKRON document number.revision.version			11110416.01.B		-
Weight	Approximate total weight			106.0		kg
Altitude	Installation altitude without derating				1 000	m
Protection	IEC 60529			IP00		-
Pollution degree	EN 50178			2		-

SEMISTACK® CLASSICS - B6HK

Three phase half-controlled rectifier

Preliminary Data

Ordering No. 08800496
Description SKS 1000N B6HK 670 V16 SU

Features

- Non-isolated power stacks
- SKN 1500/16 / SKT 1200/16
- Heatsink U3/515
- Natural cooling
- RC circuit included
- Fuses with microswitches

Typical Applications

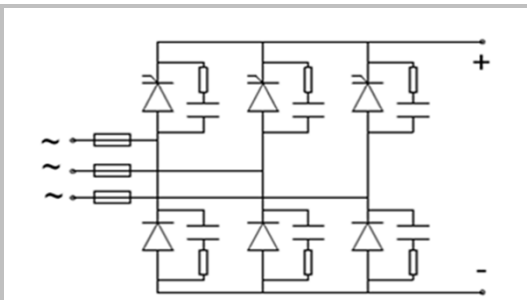
- Soft charge
- Industrial heating

Remarks

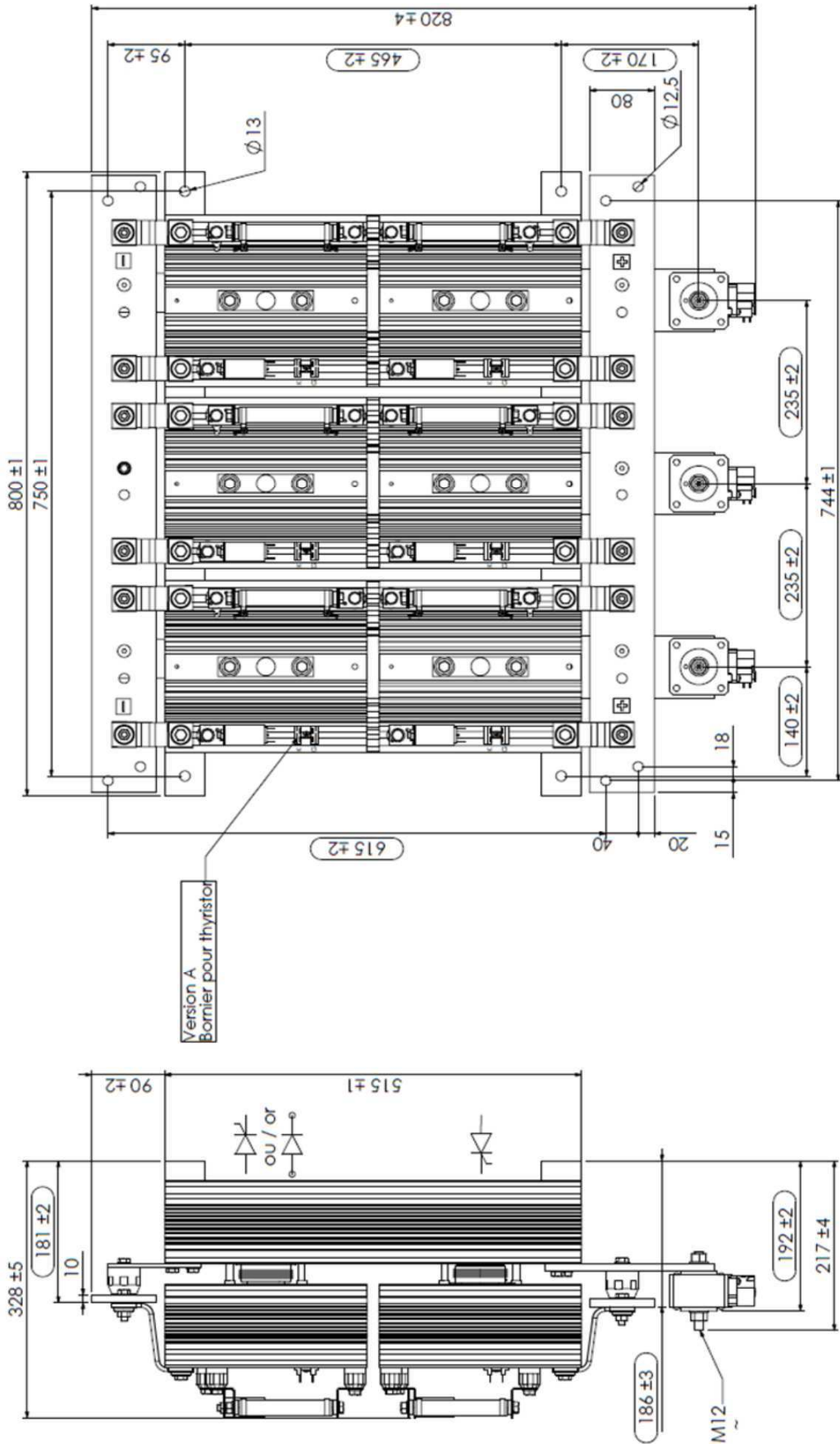
This technical information specifies semiconductor devices but promises no characteristics. No warranty or guarantee, expressed or implied, is made regarding delivery, performance or suitability.

Stack Protection						
Symbol	Conditions		min	typ	max	Unit
RC Circuit						
Type	RC in parallel with each electrical switch			-		-
R	Resistance (80W)			33		Ohm
C				0.47		μF

Fuses						
Symbol	Conditions		min	typ	max	Unit
Size	1 fuse per phase, with microswitches			33		-
$I_{N RMS}$	Caliber			1 250		A
U_N	Nominal voltage (IEC)			690		V
I^2t	Total at U_N at room temperature (approx. 20...25°C)				1 942.5	kA^2s



B6HK



Dimensions

This technical information specifies semiconductor devices but promises no characteristics. No warranty or guarantee expressed or implied is made regarding delivery, performance or suitability.