


SKS 640F B6C 430 V16



Thyristor Module stack

SEMISTACK® CLASSICS - B6C

Three phase controlled rectifier

Preliminary Data

Ordering No. 08785020
Description SKS 640F B6C 430 V16

Features

- Isolated power stacks
- SKKT 330/16
- Heatsink P16/200
- Forced air cooling
- RC circuit included
- Thermal trip included

Typical Applications

- Regulated power supplies
- Alternator excitation
- Motor control

Remarks

This technical information specifies semiconductor devices but promises no characteristics. No warranty or guarantee, expressed or implied, is made regarding delivery, performance or suitability.

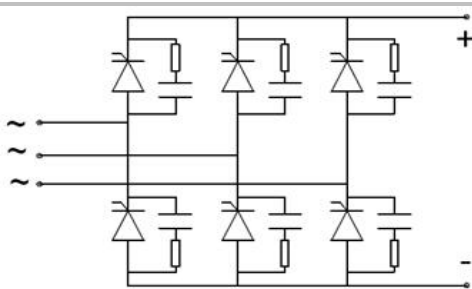
Electrical Characteristics						
Symbol	Conditions		min	typ	max	Unit
Electrical Data						
I_D	Maximum DC current	$T_{AMBIENT} = 35^\circ\text{C}$; No overload		640		A
V_{AC}	Maximum AC voltage (+/-10%)			500		V_{AC}
V_{BUS}	DC Bus voltage			670		V_{DC}
P_{TOTAL}	Maximum stack power			430		kW
P_{LOSS}	Stack power loss ($T_{AMBIENT} = 35^\circ\text{C}$)					W

Environmental Data						
Symbol	Conditions		min	typ	max	Unit
Mechanical Data						
Drawing	SEMIKRON document number.revision.version			12100512.00.A		-
Weight	Approximate total weight			13.57		kg
Altitude	Installation altitude without derating				1 000	m
Protection	IEC 60529			IP00		-
Pollution Degree	EN 50178			2		-

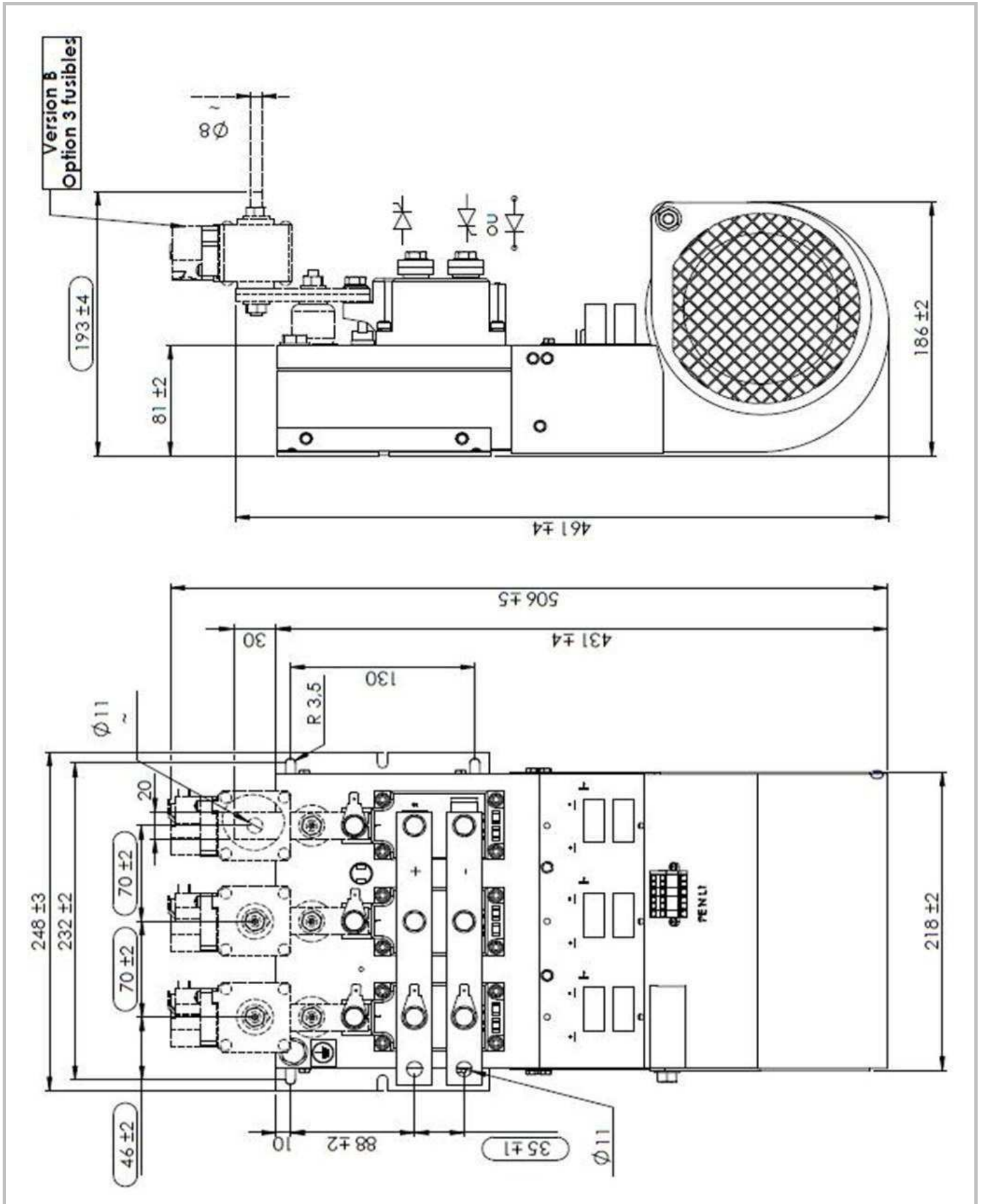
Fan Data						
Type	SEMIKRON fan designation		min	typ	max	Unit
Type	SEMIKRON fan designation			SKF 16A-230-11		-
V_{FAN}	Fan voltage			230		V_{AC}
f_{FAN}	Fan frequency			50/60		Hz
I_{FAN}	Fan maximum input current			0.60/0.68		A
P_{FAN}	Fan power			135/154		W

Stack Protection						
Symbol	Conditions		min	typ	max	Unit
RC Circuit						
Type	RC in parallel with each electrical switch			RC47		-
R	Resistance (11W)			47		Ohm
C				0.22		μF

Bimetal Thermal Trip						
Symbol	Conditions		min	typ	max	Unit
T_S	Switching temperature over which thermal trip is open			85		$^\circ\text{C}$
$I_{TC\ MAX}$	Maximum permissible current			1		A
	at 240VAC			3		A
	at 30Vdc					



B6C



Dimensions

This technical information specifies semiconductor devices but promises no characteristics. No warranty or guarantee expressed or implied is made regarding delivery, performance or suitability.