

Thyristor Stud stack

Electrical Characteristics						
Symbol	Conditions		min	typ	max	Unit
Electrical Data						
$I_D$	Maximum DC current	$T_{AMBIENT} = 35^{\circ}C$ ; No overload		215		A
$V_{AC}$	Maximum AC voltage (+/-10%)			500		$V_{AC}$
$V_{BUS}$	DC Bus voltage			670		$V_{DC}$
$P_{TOTAL}$	Maximum stack power			145		kW
$P_{LOSS}$	Stack power loss ( $T_{AMBIENT} = 35^{\circ}C$ )					W

Environmental Data						
Symbol	Conditions		min	typ	max	Unit
Mechanical Data						
Drawing	SEMIKRON document number.revision.version			<b>10051802.01.A</b>		-
Weight	Approximate total weight			13.6		kg
Altitude	Installation altitude without derating				1 000	m
Protection	IEC 60529			IP00		-
Pollution Degree	EN 50178			2		-

## SEMISTACK® CLASSICS - B6C

Three phase controlled rectifier

### Preliminary Data

Ordering No. 08785016  
Description SKS 215N B6C 145 V16

### Features

- Non-isolated power stacks
- SKT 160/16
- Heatsink P1/150
- Natural cooling
- RC circuit included

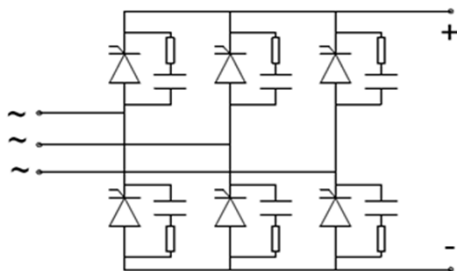
### Typical Applications

- Regulated power supplies
- Alternator excitation
- Motor control

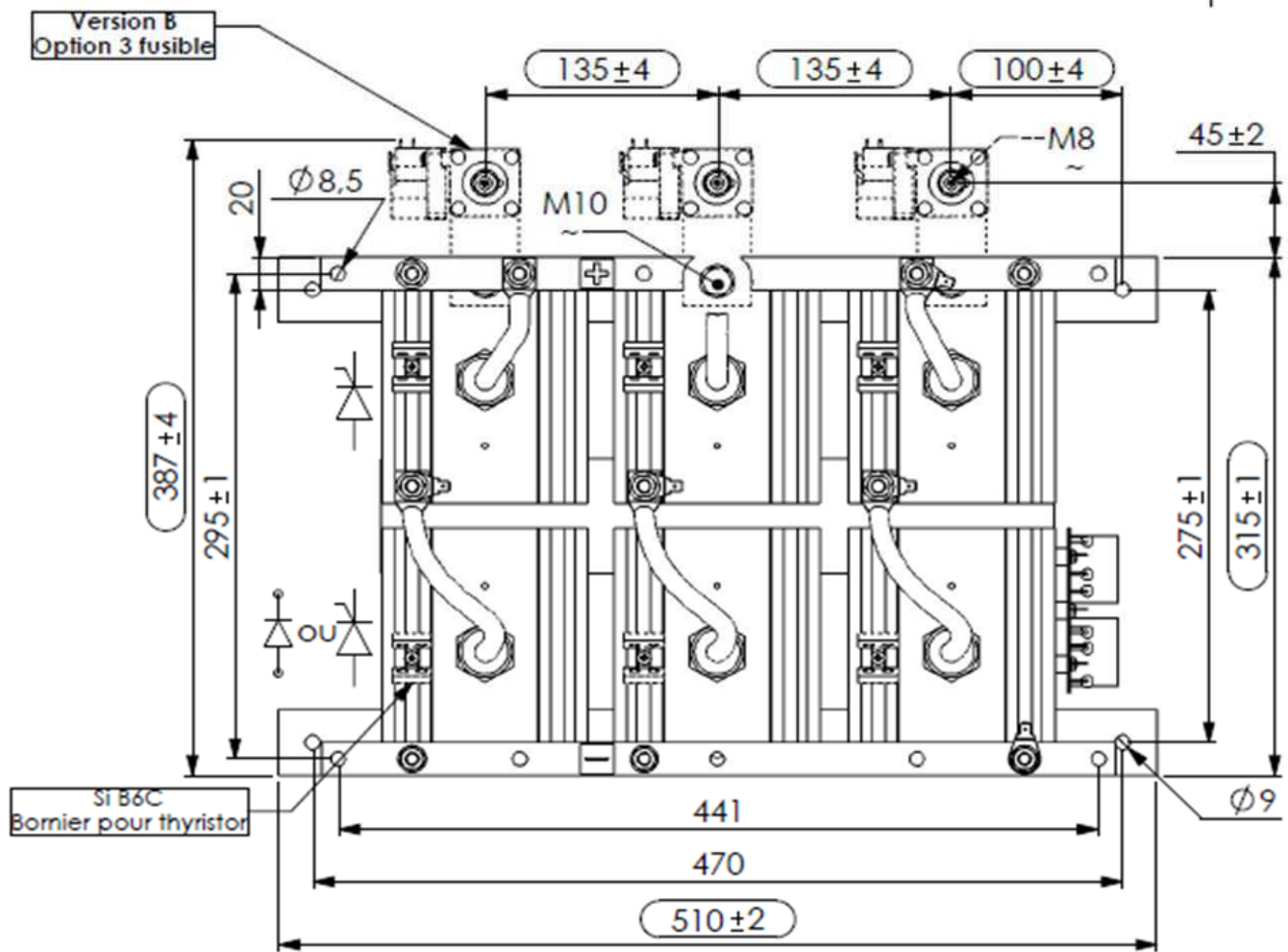
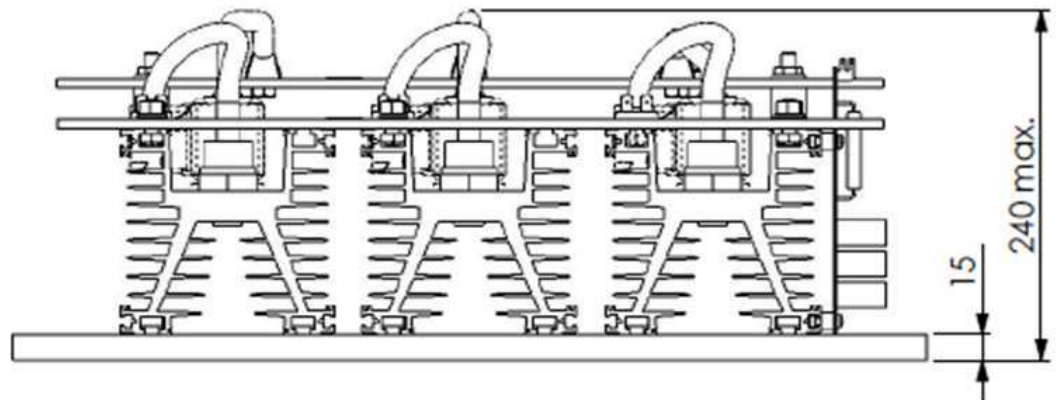
### Remarks

This technical information specifies semiconductor devices but promises no characteristics. No warranty or guarantee, expressed or implied, is made regarding delivery, performance or suitability.

Stack Protection						
Symbol	Conditions		min	typ	max	Unit
RC Circuit						
Type	RC in parallel with each electrical switch			<b>RC32</b>		-
R	Resistance (11W)			100		Ohm
C				0.1		$\mu F$



B6C



Dimensions

This technical information specifies semiconductor devices but promises no characteristics. No warranty or guarantee expressed or implied is made regarding delivery, performance or suitability.