


SKS 140F W3C 120 V16



Thyristor Module stack

SEMISTACK® CLASSICS - W3C

Three phase reverse parallel thyristor converter

Preliminary Data

Ordering No. 08785228
Description SKS 140F W3C 120 V16

Features

- Isolated power stacks
- SKKT 106/16
- Heatsink P3/180
- Forced air cooling
- RC circuit included
- Thermal trip included

Typical Applications

- Soft starters

Remarks

This technical information specifies semiconductor devices but promises no characteristics. No warranty or guarantee, expressed or implied, is made regarding delivery, performance or suitability.

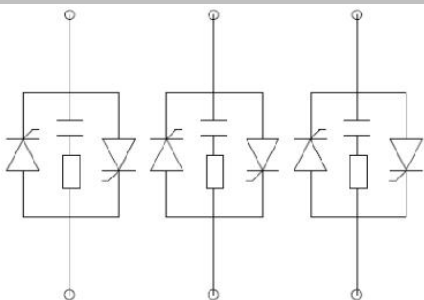
Electrical Characteristics						
Symbol	Conditions		min	typ	max	Unit
Electrical Data						
I_{OUT}	Maximum output current	$T_{AMBIENT} = 35^{\circ}C$; No overload		140		A_{RMS}
V_{AC}	Maximum AC voltage (+/-10%)			500		V_{AC}
P_{TOTAL}	Maximum stack power			120		kW
P_{LOSS}	Stack power loss ($T_{AMBIENT} = 35^{\circ}C$)					W

Environmental Data						
Symbol	Conditions		min	typ	max	Unit
Mechanical Data						
Drawing	SEMIKRON document number.revision.version			12100832.00		-
Weight	Approximate total weight			4.6		kg
Altitude	Installation altitude without derating				1 000	m
Protection	IEC 60529			IP00		-
Pollution Degree	EN 50178			2		-

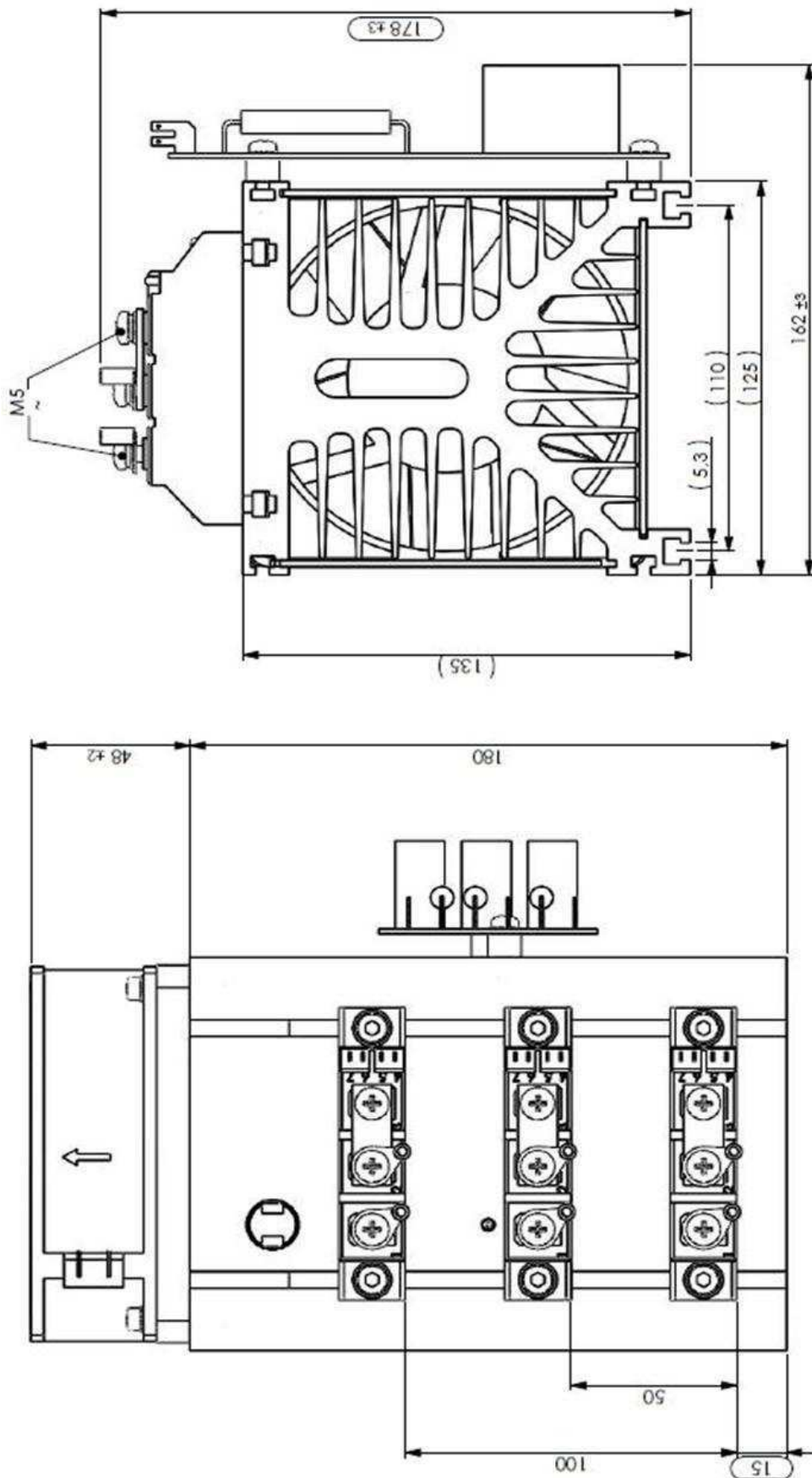
Fan Data			
Type	SEMIKRON fan designation	SKF 3-230-01	-
V_{FAN}	Fan voltage	230	V_{AC}
f_{FAN}	Fan frequency	50/60	Hz
I_{FAN}	Fan maximum input current	0.12/0.10	A
P_{FAN}	Fan power	15/14	W

Stack Protection						
Symbol	Conditions		min	typ	max	Unit
RC Circuit						
Type	RC in parallel with each switch			RC25B		-
R	Resistance (10W)			68		Ohm
C				0.1		μF

Bimetal Thermal Trip			
T_S	Switching temperature over which thermal trip is open	85	$^{\circ}C$
$I_{TC MAX}$	Maximum permissible current at 240VAC	1	A
	at 30Vdc	3	A



W3C



Dimensions

This technical information specifies semiconductor devices but promises no characteristics. No warranty or guarantee expressed or implied is made regarding delivery, performance or suitability.