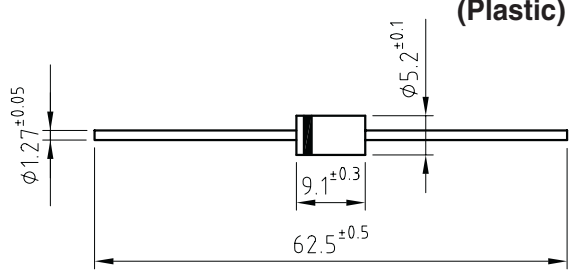



4 Amp. Glass Passivated Avalanche Ultrafast Recovery Rectifier

<p>Dimensions in mm.</p> <div style="text-align: center;">  </div> <p>DO-201AD (Plastic)</p> <p>Mounting instructions</p> <ol style="list-style-type: none"> 1. Min. distance from body to soldering point, 4 mm. 2. Max. solder temperature, 350 °C. 3. Max. soldering time, 3.5 sec. 4. Do not bend lead at a point closer than 3 mm. to the body. 	<table style="width: 100%; border: none;"> <tr> <td style="text-align: center; width: 50%;">Voltage 200 to 600 V</td> <td style="text-align: center; width: 50%;">Current 4 A at 40 °C</td> </tr> </table> <div style="text-align: center; margin: 10px 0;">  </div> <ul style="list-style-type: none"> • Glass Passivated Junction • High current capability • The plastic material carries U/L recognition 94 V-0 • Terminals: Axial Leads • Polarity: Color band denotes cathode 	Voltage 200 to 600 V	Current 4 A at 40 °C
Voltage 200 to 600 V	Current 4 A at 40 °C		

Maximum Ratings, according to IEC publication No. 134

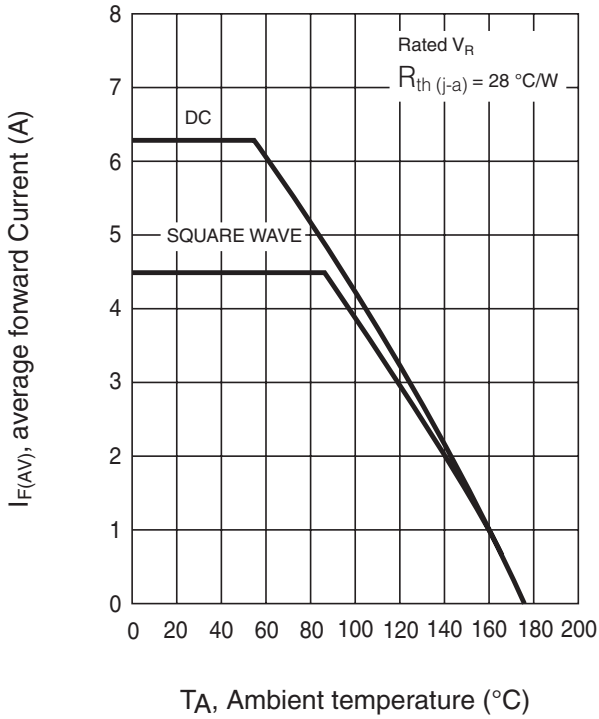
		FUR420	FUR440	FUR460
V_{RRM}	Maximum Recurrent Peak Reverse Voltage (V)	200	400	600
V_{RMS}	Maximum RMS Voltage (V)	140	280	420
V_{DC}	Maximum DC Blocking Voltage (V)	200	400	600
$I_{F(AV)}$	Forward Current at $T_{amb} = 40\text{ °C}$	4 A		
I_{FRM}	Recurrent Peak Forward Current	50 A		
I_{FSM}	8.3 ms. Peak Forward Surge Current (Jedec Method)	125 A		
T_{rr}	Max. Reverse Recovery Time From $I_F = 0.5\text{ A}$; $I_R = \text{A}$; $I_{rr} = 0.25\text{ A}$	25 ns	50 ns	
C_j	Typical Junction Capacitance at 1 MHz and Reverse Voltage of 4 V_{DC}	100 pF		
T_j	Operating Temperature Range	-65 to +175 °C		
T_{stg}	Storage Temperature Range	-65 to +175 °C		
E_{RSM}	Maximum non Repetitive Peak Reverse Avalanche Energy. $I_R = 1.0\text{ A}$; $T_j = 25\text{ °C}$	20 mJ		

Electrical Characteristics at $T_{amb} = 25\text{ °C}$

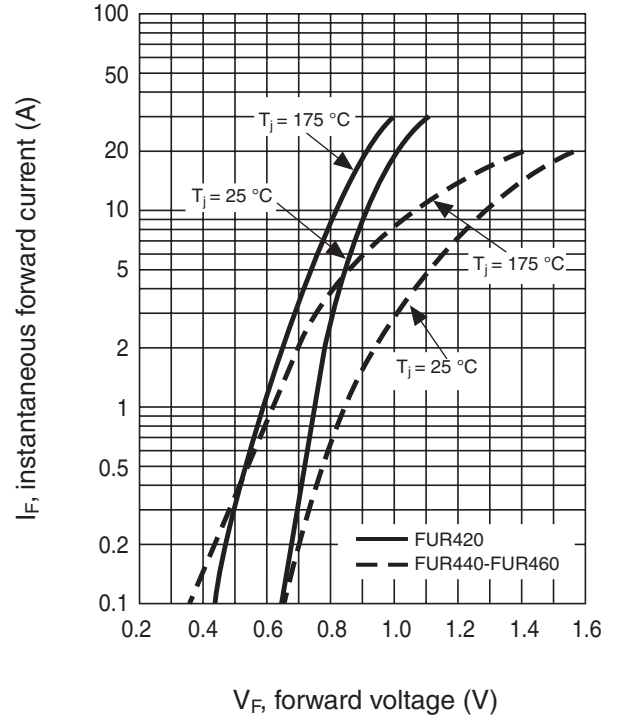
V_F	Max. Forward Voltage Drop at $I_F = 4\text{ A}$	0.89 V	1.28 V
I_R	Max. Reverse Current at V_{RRM} at 25°C at 150 °C	5 μA 150 μA	10 μA 250 μA
$R_{th(j-a)}$	Max. Thermal Resistance ($l = 10\text{ mm}$)	28 °C/W	

Rating And Characteristic Curves

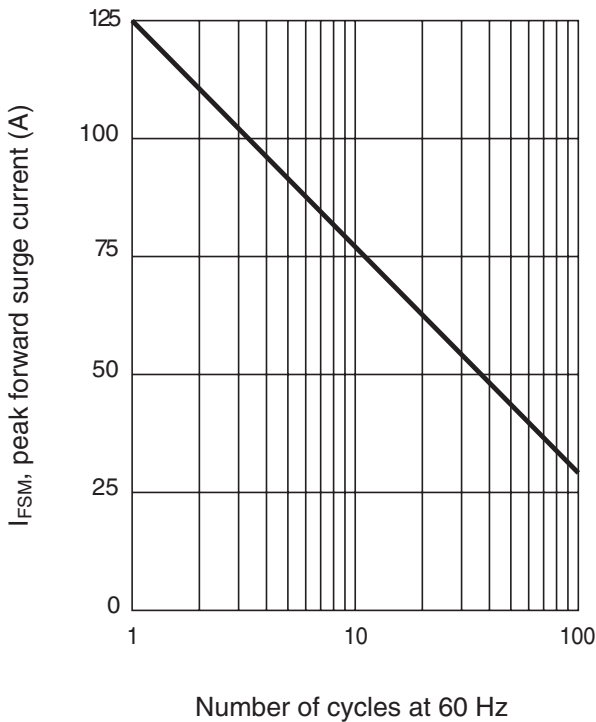
FORWARD CURRENT DERATING CURVE



TYPICAL FORWARD CHARACTERISTIC



MAXIMUM NON-REPETITIVE PEAK FORWARD SURGE CURRENT



TYPICAL JUNCTION CAPACITANCE

