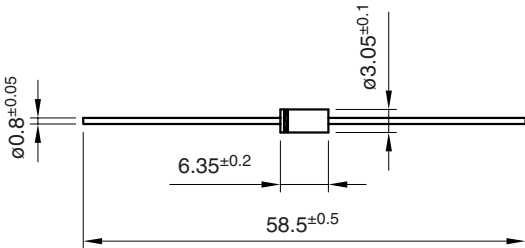



2 Amp. Glass Passivated Avalanche Ultrafast Recovery Rectifier

<p>Dimensions in mm.</p> <p style="text-align: right;">DO-15 (Plastic)</p>  <p>Mounting instructions</p> <ol style="list-style-type: none"> 1. Min. distance from body to soldering point, 4 mm. 2. Max. solder temperature, 350 °C. 3. Max. soldering time, 3.5 sec. 4. Do not bend lead at a point closer than 2 mm. to the body. 	<p>Voltage 200 V</p> <p>Current 2 A at 55 °C</p>  <ul style="list-style-type: none"> • Glass passivated junction • High current capability • The plastic material carries U/L recognition 94 V-0 • Terminals: Axial Leads • Polarity: Color band denotes cathode
----------------------------------------------------------------------------------------------------------------------------------------------------------------------------------------------------------------------------------------------------------------------------------------------------------------------------------------------------------------------------------------------------------------------------------------------------------------------------------	-----------------------------------------------------------------------------------------------------------------------------------------------------------------------------------------------------------------------------------------------------------------------------------------------------------------------------------------------------------------------------------------------------------------------------

Maximum Ratings, according to IEC publication No. 134

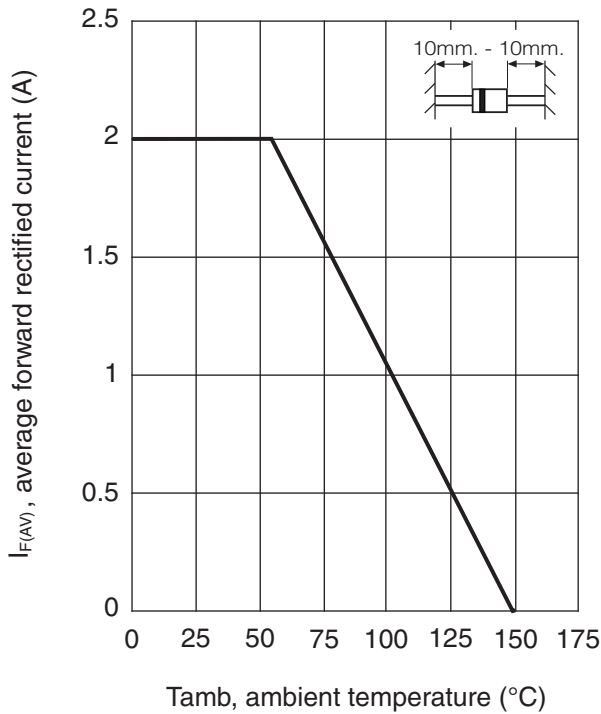
		EGP20DT
V_{RRM}	Peak Recurrent Reverse Voltage (V)	200
V_{RMS}	Maximum RMS Voltage (V)	140
V_{DC}	Maximum DC Blocking Voltage (V)	200
$I_{F(AV)}$	Forward current at $T_{amb} = 55\text{ °C}$	2 A
I_{FRM}	Recurrent peak forward current	20 A
I_{FSM}	8.3 ms. peak forward surge current (Jedec Method)	75 A
t_{rr}	Max. reverse recovery time from $I_F = 0.5\text{ A}$; $I_R = 1\text{ A}$; $I_{RR} = 0.25\text{ A}$	25 ns
C_j	Typical Junction Capacitance at 1 MHz and Reverse Voltage of $4V_{DC}$	45 pF
T_j	Operating temperature range	-65 to + 150 °C
T_{stg}	Storage temperature range	-65 to + 150 °C
E_{RSM}	Maximum non repetitive peak reverse avalanche energy $I_R = 1\text{ A}$; $T_j = 25\text{ °C}$	20 mJ

Electrical Characteristics at $T_{amb} = 25\text{ °C}$

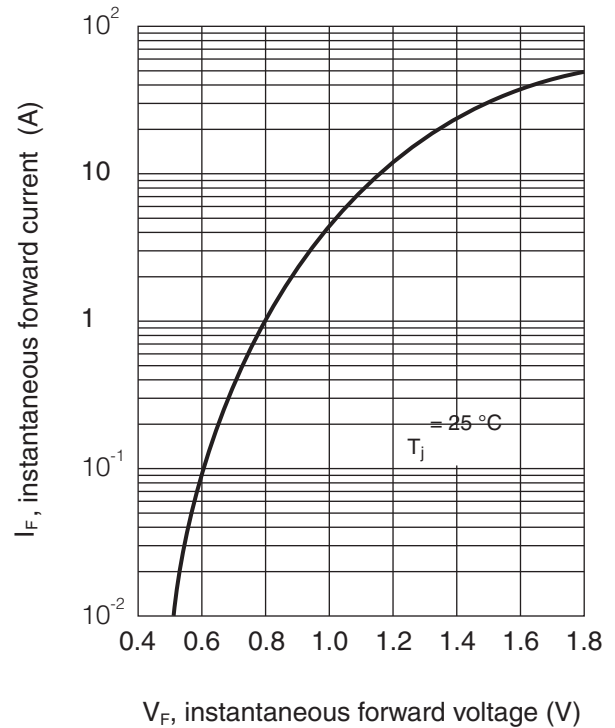
V_F	Maximum forward voltage drop at $I_F = 2\text{ A}$	0.95 V
I_R	Max. reverse current at V_{RRM} at 25 °C at 150 °C	5 μ A 50 μ A
$R_{th(j-a)}$	Max. thermal resistance ($l = 10\text{mm}$)	30 °C/W

Rating And Characteristic Curves

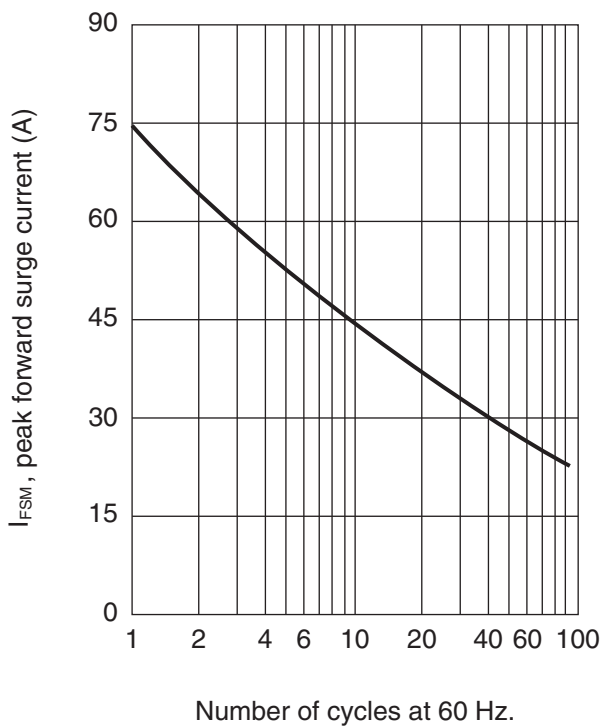
FORWARD CURRENT DERATING CURVE



TYPICAL FORWARD CHARACTERISTIC



MAXIMUM NON REPETITIVE PEAK FORWARD SURGE CURRENT



TYPICAL JUNCTION CAPACITANCE

