
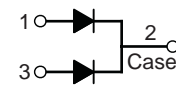


Isolated 16.0 Amp. Schottky Barrier Rectifier

ITO-220AB   Common Cathode Suffix "C"	Voltage 20 to 150 V	Current 16.0 A
	<ul style="list-style-type: none"> • For surface mounted application • Low power loss, high efficiency • High current capability, low VF • High reliability • Epitaxial construction • Guard-ring for transient protection 	
	MECHANICAL DATA <ul style="list-style-type: none"> • Cases: ITO-220AB molded plastic • Epoxy: UL 94V-0 rate flame retardant • Terminals: Pure tin plated, Leads solderable per MIL-STD-202, Method 208 guaranteed • Polarity: As marked • High temperature soldering guaranteed: 260 °C/10 seconds, 6.35mm from case. • Weight: 2.24 grams • Mounting torque: 5 in. - lbs. max 	

Absolute Maximum Ratings, according to IEC publication No. 134

		SRF 1620	SRF 1640	SRF 1660	SRF 16100	SRF 16150
V_{RRM}	Maximum Recurrent Peak Reverse Voltage (V)	20	40	60	100	150
V_{RMS}	Maximum RMS voltage (V)	14	28	42	70	105
V_{DC}	Maximum DC blocking voltage (V)	20	40	60	100	150
$I_{F(AV)}$	Maximum Average Forward Rectified Current See Fig.	16.0 A				
I_{FSM}	Peak Forward Surge Current, 8.3 ms Single Half Sine-wave Superimposed on Rated Load (JEDEC Method)	200 A				
C_j	Typical Junction Capacitance at 1MHz and Applied Reverse Voltage of 4.0V D.C.	480 A		300 A	112 A	
T_j	Operating Junction Temperature Range	- 65 to + 125 °C		- 65 to + 150 °C		
T_{stg}	Storage Temperature Range	- 65 to + 150 °C				

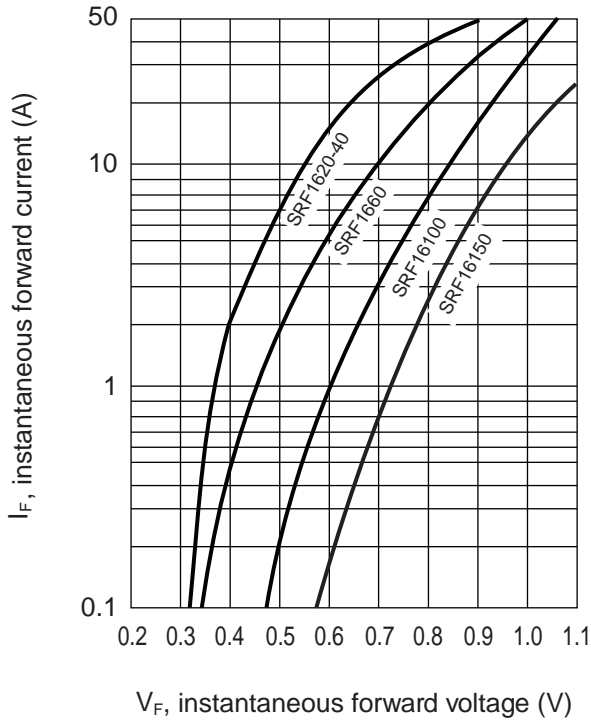
Electrical Characteristics

		SRF 1620	SRF 1640	SRF 1660	SRF 16100	SRF 16150
V_F	Maximum Instantaneous Forward Voltage @8.0A	0.55 V		0.70 V	0.90 V	1.0 V
I_R	Maximum D.C. Reverse Current @ $T_C=25^\circ\text{C}$ at Rated DC Blocking Voltage @ $T_C=100^\circ\text{C}$	0.5 mA			0.1 mA	
		15 mA		10 mA	5.0 mA	
R_{thj-C}	Typical Thermal Resistance (Note 1)	2.5 °C/W			4.0 °C/W	

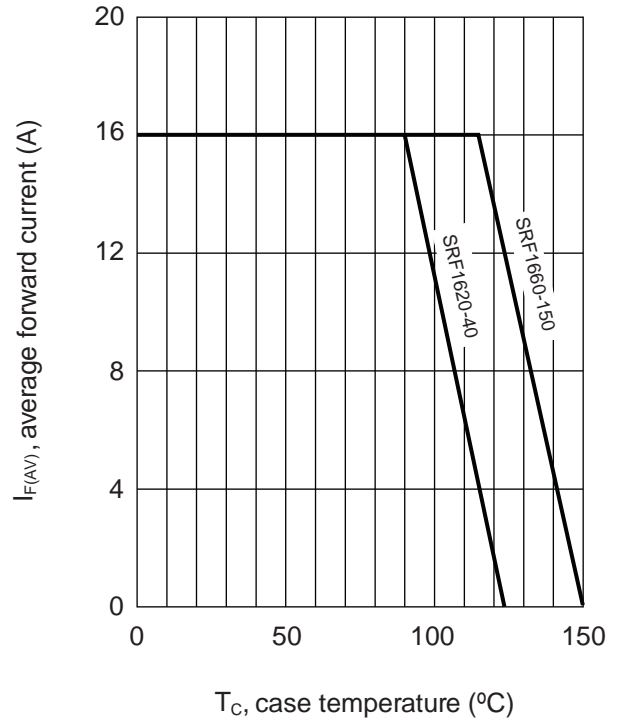
Notes: 1. Thermal Resistance from Junction to Case Per Leg
2. Mounted on Heatsink Size of 50.8 mm x 76.2 mm x 6.35 mm Al-Plate.

Rating And Characteristic Curves

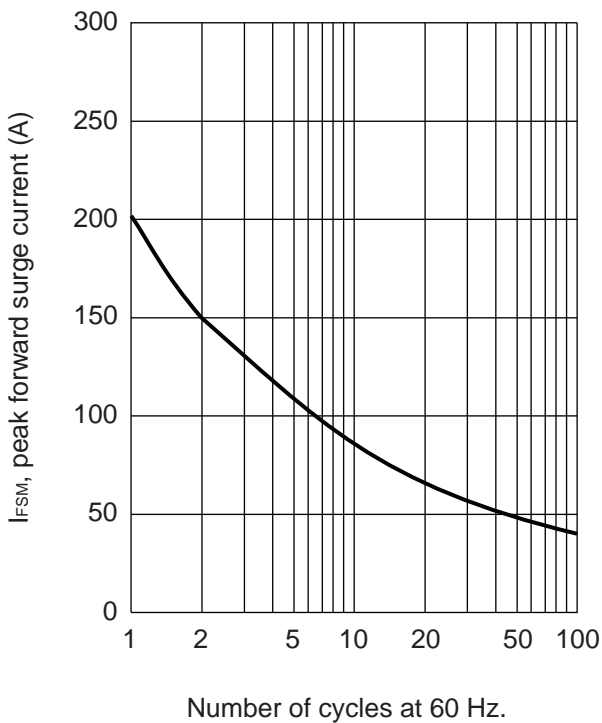
TYPICAL FORWARD CHARACTERISTICS PER LEG



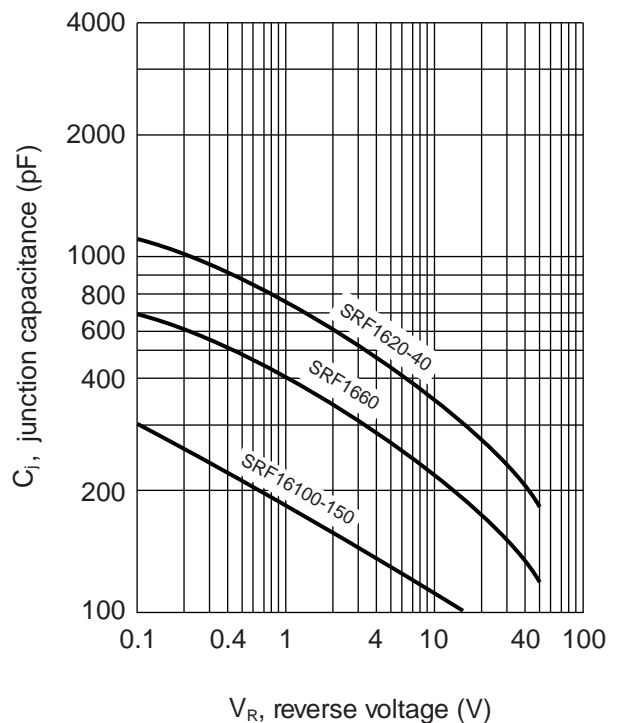
MAXIMUM FORWARD CURRENT DERATING CURVE



MAXIMUM NON-REPETITIVE FORWARD SURGE CURRENT PER LEG

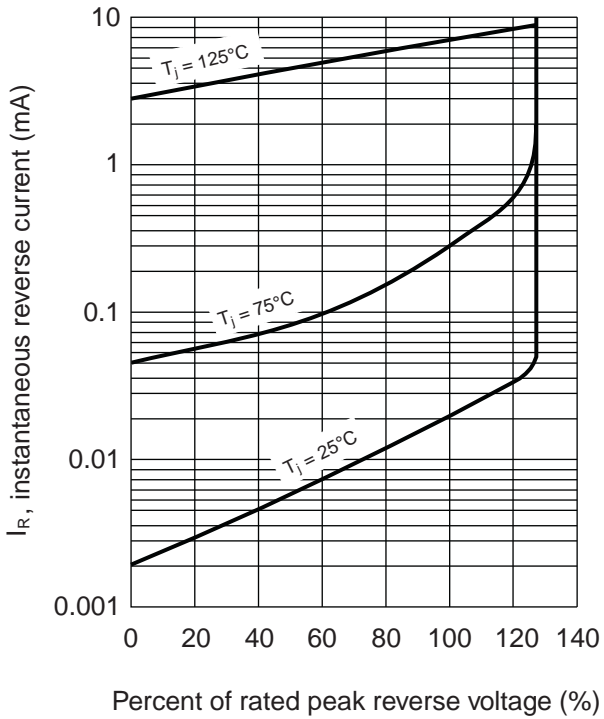


TYPICAL JUNCTION CAPACITANCE PER LEG

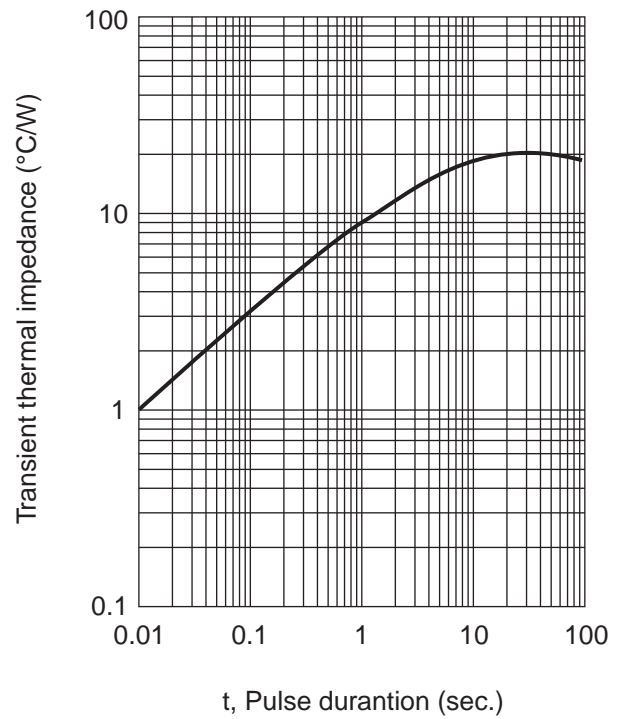


Rating And Characteristic Curves

TYPICAL REVERSE CHARACTERISTICS PER LEG

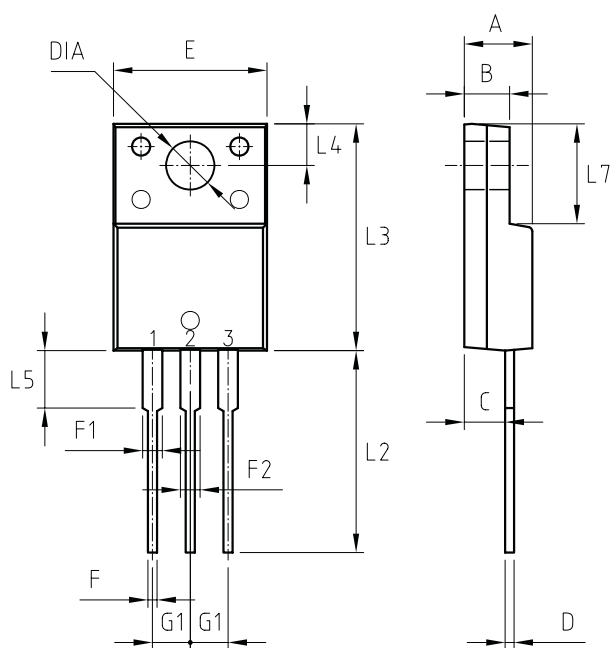


TYPICAL TRANSIENT THERMAL CHARACTERISTICS



PACKAGE MECHANICAL DATA

ITO-220AB



REF.	DIMENSIONS		
	Milimeters		
	Min.	Nominal	Max.
A	4.4	-	4.7
B	3.0	-	3.16
C	2.5	-	2.8
D	0.5	-	0.76
E	9.9	-	10.3
F	0.5	-	0.9
F1	1.1	-	1.4
F2	-	-	1.8
G1	2.4	2.55	2.7
L2	13.2	-	13.8
L3	14.8	-	15.5
L4	2.55	-	2.85
L5	3.7	-	4.1
L7	6.3	-	6.9
DIA	3.0	-	3.4