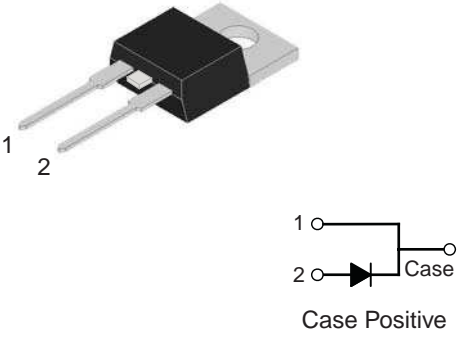


8 Amp. Glass Passivated Rectifier

<h3>TO-220AC</h3> 	Voltage 600 to 1000 V	Current 8 A
	<ul style="list-style-type: none"> • Glass Passivated Junction • High current capability • The plastic material carries U/L recognition 94 V-0 • Terminals: Leads solderable per MIL-STD202 • Low forward Voltage drop 	

Absolute Maximum Ratings, according to IEC publication No. 134

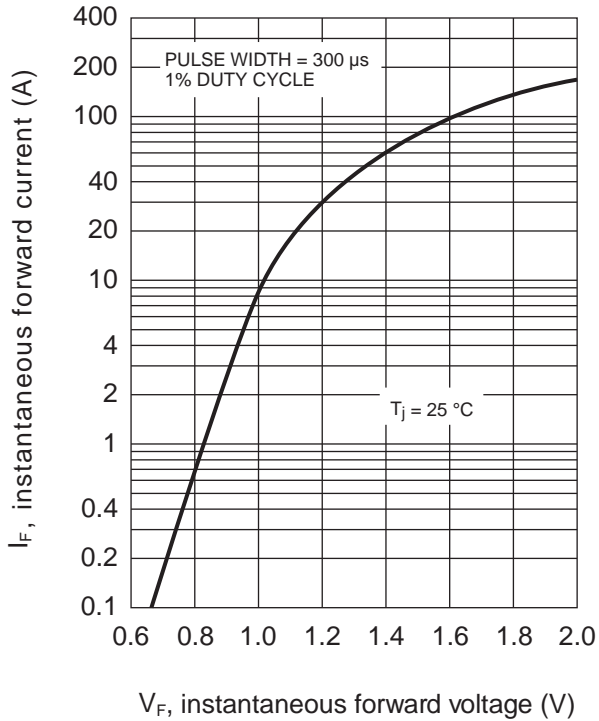
		GPA805	GPA807
V_{RRM}	Peak recurrent reverse voltage (V)	600	1000
V_{RMS}	Maximum RMS voltage (V)	420	700
V_{DC}	Maximum DC blocking voltage (V)	600	1000
$I_{F(AV)}$	Maximum average Forward current at $T_C = 100\text{ }^\circ\text{C}$	8 A	
I_{FSM}	8.3 ms. peak forward surge current (Jedec Method)	150 A	
C_j	Typical Junction Capacitance at 1 MHz and reverse voltage of $4V_{DC}$	50 pF	
T_j	Operating temperature range	- 65 to + 150 °C	
T_{stg}	Storage temperature range	- 65 to + 150 °C	

Electrical Characteristics

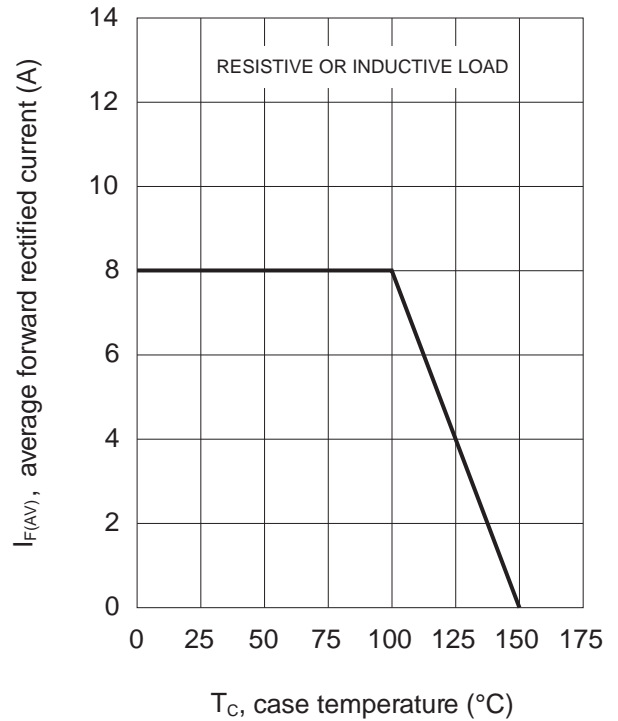
			GPA805	GPA807
V_F	Max. forward voltage drop at $I_F = 8\text{ A}$	$T_j = 25\text{ }^\circ\text{C}$	1.1 V	
I_R	Max. Instantaneous reverse current at $V_R = V_{RRMax}$	$T_j = 25\text{ }^\circ\text{C}$	5 μA	
		$T_j = 125\text{ }^\circ\text{C}$	100 μA	
R_{thj-C}	Typical Thermal Resistance		2.5 °C/W	

Rating And Characteristic Curves

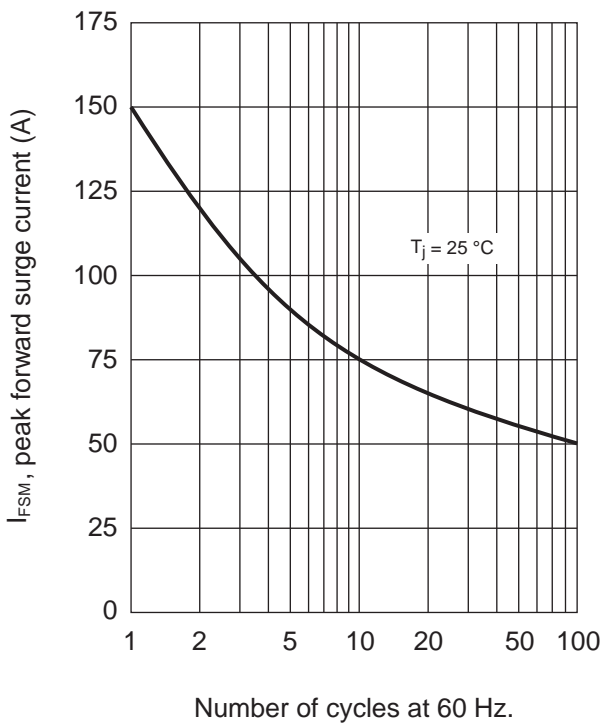
TYPICAL FORWARD CHARACTERISTIC



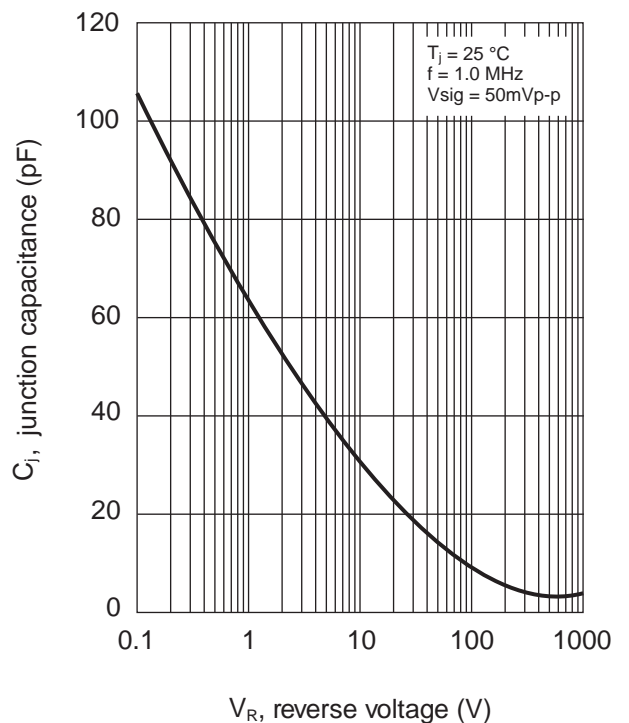
FORWARD CURRENT DERATING CURVE



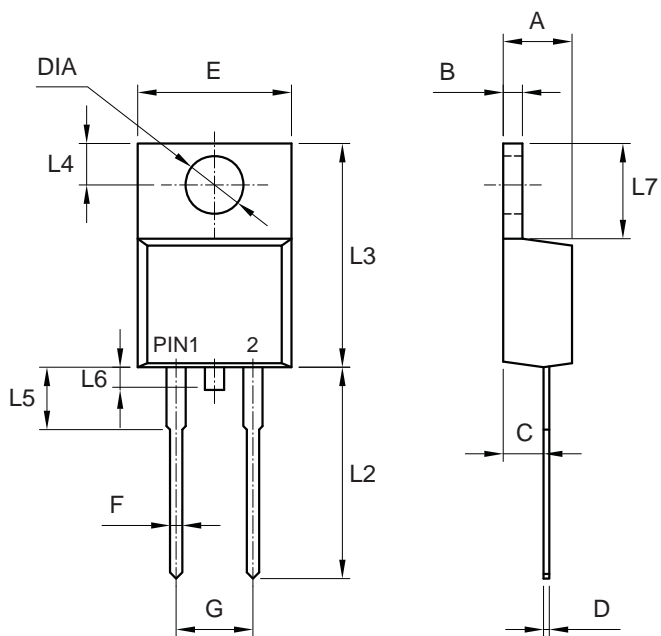
MAXIMUM NON-REPETITIVE PEAK FORWARD SURGE CURRENT



TYPICAL JUNCTION CAPACITANCE



PACKAGE MECHANICAL DATA TO-220AC



REF.	DIMENSIONS	
	Milimeters	
	Min.	Max.
A	4.44	4.70
B	1.14	1.40
C	2.54	2.79
D	0.35	0.64
E	-	10.50
F	0.68	0.94
G	4.95	5.20
L2	13.46	14.22
L3	14.9	15.10
L4	2.62	2.87
L5	3.56	4.06
L6	-	1.60
L7	5.84	6.86
DIA	3.74	3.91