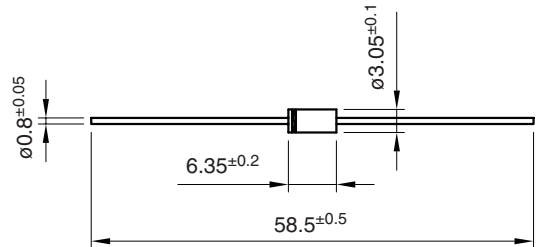



1.5 Amp. Glass Passivated Fast Recovery Rectifier

<p>Dimensions in mm.</p> <p style="text-align: right;">DO-15 (Plastic)</p>  <p>Mounting instructions</p> <ol style="list-style-type: none"> 1. Min. distance from body to soldering point, 4 mm. 2. Max. solder temperature, 350 °C. 3. Max. soldering time, 3.5 sec. 4. Do not bend lead at a point closer than 2 mm. to the body. 	<table style="width: 100%; border: none;"> <tr> <td style="text-align: center; width: 50%;">Voltage 50 to 1000 V</td> <td style="text-align: center; width: 50%;">Current 1.5 A at 55 °C</td> </tr> </table> <div style="text-align: center; margin: 20px 0;">  </div> <ul style="list-style-type: none"> • Glass passivated junction • High current capability • The plastic material carries U/L recognition 94 V-0 • Terminals: Axial Leads • Polarity: Color band denotes cathode 	Voltage 50 to 1000 V	Current 1.5 A at 55 °C
Voltage 50 to 1000 V	Current 1.5 A at 55 °C		

Maximum Ratings, according to IEC publication No. 134

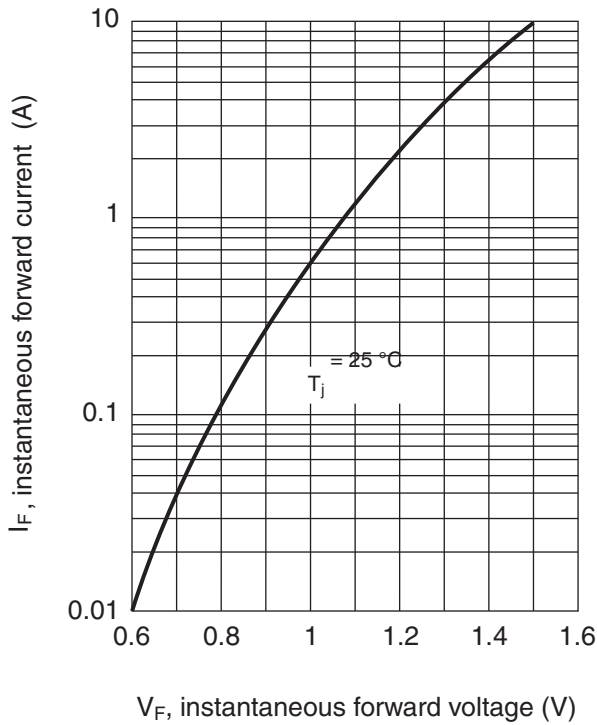
		RGP 15A	RGP 15B	RGP 15D	RGP 15G	RGP 15J	RGP 15K	RGP 15KT	RGP 15M	RGP 15MT
V_{RRM}	Peak Recurrent Reverse Voltage (V)	50	100	200	400	600	800	800	1000	1000
$I_{F(AV)}$	Forward Current at $T_{amb} = 55\text{ °C}$	1.5 A								
I_{FRM}	Recurrent Peak Forward Current	10 A								
I_{FSM}	8.3 ms. Peak Forward Surge Current (Jedec Method)	50 A								
t_{rr}	Maximum reverse recovery time from $I_F = 0.5\text{ A}$; $I_R = 1\text{ A}$; $I_{RR} = 0.25\text{ A}$	150 ns			250 ns	500 ns	300 ns	500 ns	300 ns	
T_j	Operating Temperature Range	-65 to +175 °C								
T_{stg}	Storage Temperature Range	-65 to +175 °C								
E_{RSM}	Maximum non Repetitive Peak Reverse Avalanche energy. $I_R = 1\text{ A}$; $T_j = 25\text{ °C}$	20 mJ								

Electrical Characteristics at $T_{amb} = 25\text{ °C}$

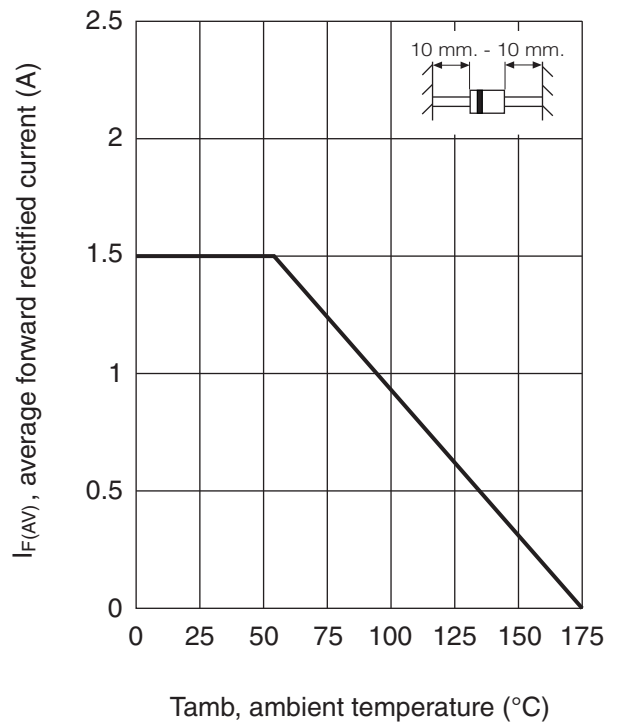
V_F	Maximum Forward Voltage Drop at $I_F = 1.5\text{ A}$	1.3 V
I_R	Maximun Reverse Current at V_{RRM} at 25 °C at 150 °C	5 μA 200 μA
$R_{th(j-a)}$	Thermal Resistance ($l = 10\text{mm.}$) Max. Typ.	50 °C/W 30 °C/W

Rating And Characteristic Curves

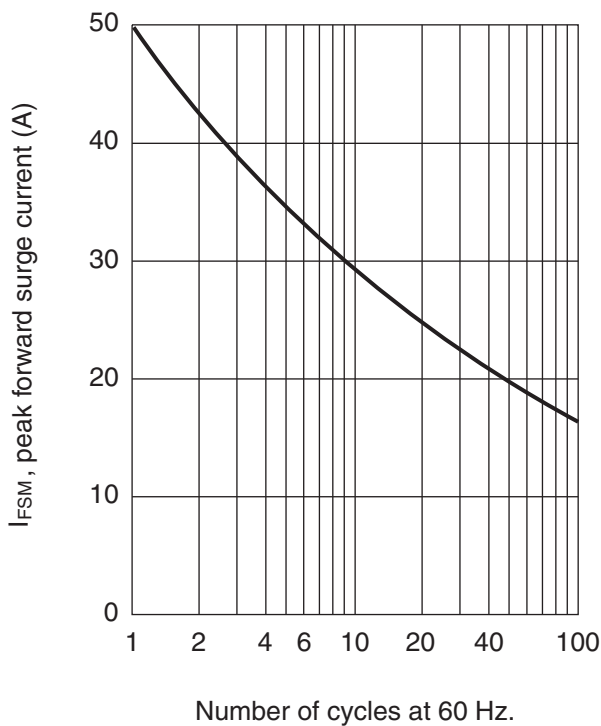
TYPICAL FORWARD CHARACTERISTIC



FORWARD CURRENT DERATING CURVE



MAXIMUM NON REPETITIVE PEAK FORWARD SURGE CURRENT



TYPICAL JUNCTION CAPACITANCE

