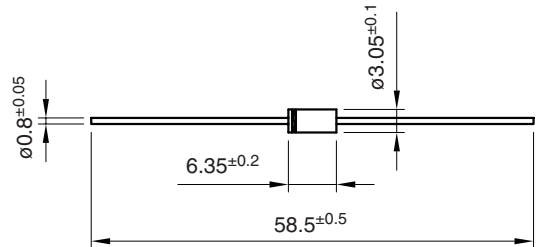



**1.5 Amp. Glass Passivated Fast Recovery Rectifier**

<p><b>Dimensions in mm.</b></p> <p style="text-align: right;"><b>DO-15 (Plastic)</b></p>  <p><b>Mounting instructions</b></p> <ol style="list-style-type: none"> <li>1. Min. distance from body to soldering point, 4 mm.</li> <li>2. Max. solder temperature, 350 °C.</li> <li>3. Max. soldering time, 3.5 sec.</li> <li>4. Do not bend lead at a point closer than 2 mm. to the body.</li> </ol>	<p><b>Voltage</b> 2000 V</p> <p><b>Current</b> 1.5 A at 55 °C</p>  <ul style="list-style-type: none"> <li>• Glass passivated junction</li> <li>• High current capability</li> <li>• The plastic material carries U/L recognition 94 V-0</li> <li>• Terminals: Axial Leads</li> <li>• Polarity: Color band denotes cathode</li> </ul>
---	--

**Maximum Ratings, according to IEC publication No. 134**

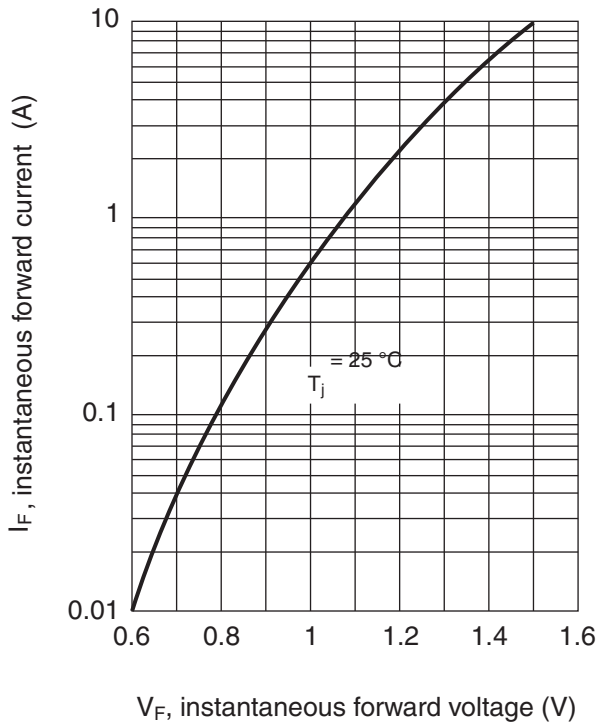
		<b>RGP15-20</b>
$V_{RRM}$	Peak Recurrent Reverse Voltage	2000 V
$I_{F(AV)}$	Forward Current at $T_{amb} = 55\text{ °C}$	1.5 A
$I_{FRM}$	Recurrent Peak Forward Current	6 A
$I_{FSM}$	8.3 ms. Peak Forward Surge Current (Jedec Method)	20 A
$t_{rr}$	Maximum reverse recovery time from $I_F = 0.5\text{ A}$ ; $I_R = 1\text{ A}$ ; $I_{RR} = 0.25\text{ A}$	300 ns
$C_j$	Typical Junction Capacitance at 1 MHz and reverse voltage of $4V_{DC}$	5 pF
$T_j$	Operating Temperature Range	-65 to +175 °C
$T_{stg}$	Storage Temperature Range	-65 to +175 °C

**Electrical Characteristics at  $T_{amb} = 25\text{ °C}$**

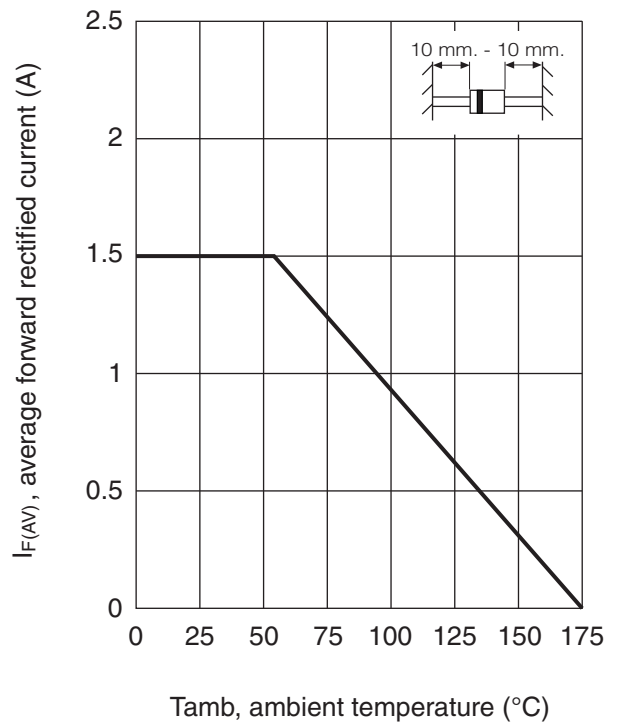
$V_F$	Maximum Forward Voltage Drop at $I_F = 1.5\text{ A}$	3 V
$I_R$	Maximun Reverse Current at $V_{RRM}$ at 25 °C at 150 °C	5 $\mu$ A 50 $\mu$ A
$R_{thj-a}$	Thermal Resistance ( $l = 10\text{mm.}$ )	30 °C/W

**Rating And Characteristic Curves**

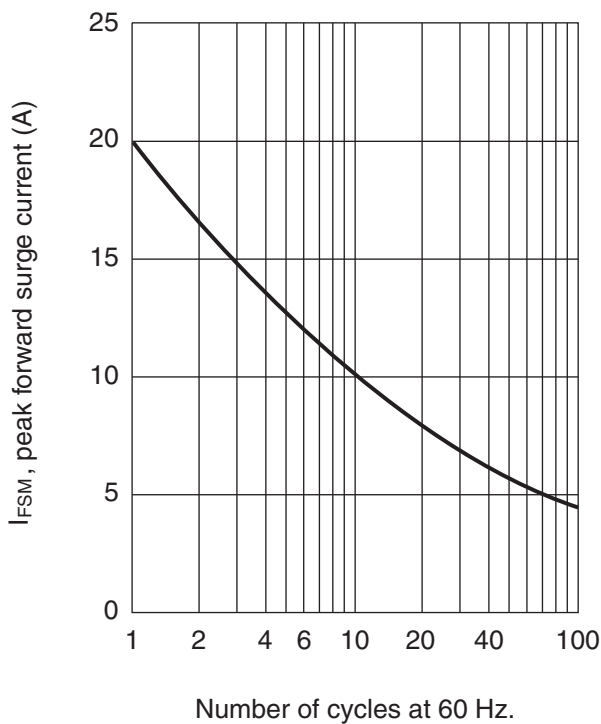
TYPICAL FORWARD CHARACTERISTIC



FORWARD CURRENT DERATING CURVE



MAXIMUM NON REPETITIVE PEAK FORWARD SURGE CURRENT



TYPICAL JUNCTION CAPACITANCE

