

4.0 Amp. Glass Passivated Bridge Rectifiers

Dimensions in mm.	GBL	Voltage 200 V to 1000 V	Current 4.0 A
		<ul style="list-style-type: none"> • Glass passivated chip junction • Ideal for printed circuit board • High case dielectric strength • Plastic material has Underwriters Laboratory Flammability Classification 94V-0 • Typical IR less than 0.1μA • High surge current capability • High temperature soldering guaranteed: 260 °C / 10 seconds / 9.5mm, lead lengths. 	
		MECHANICAL DATA <ul style="list-style-type: none"> • Case: Molded plastic body. • Terminals: Pure tin plated, Lead free, leads solderable per MIL-STD-750, Method 2026. • Weight: 0.071 ounce, 2.0 grams • Mounting position: Any 	

Maximum Ratings and Electrical Characteristics at 25 °C

		GBL 02	GBL 04	GBL 06	GBL 08	GBL 10
V_{RRM}	Maximum Recurrent Peak Reverse Voltage (V)	200	400	600	800	1000
V_{RMS}	Maximum RMS Voltage (V)	140	280	420	560	700
V_{DC}	Maximum DC Blocking Voltage (V)	200	400	600	800	1000
$I_{F(AV)}$	Maximum Average Forward Rectified Current @ $T_c = 50\text{ °C}$ (Note 1) @ $T_A = 40\text{ °C}$ (Note 2)	4.0 A 3.0 A				
I_{FSM}	Peak Forward Surge Current, 8.3 ms Single Half Sine-wave Superimposed on Rated Load (JEDEC Method) $T_j = 150\text{ °C}$	120 A				
I^2t	Rating for fusing ($t < 8.3\text{ ms}$)	60 A ² sec				
C_j	Typical Junction Capacitance Per Leg at 4.0V, 1 MHz	95 pF		40 pF		
T_j	Operating Temperature Range	-55 to +150 °C				
T_{stg}	Storage Temperature Range	-55 to +150 °C				

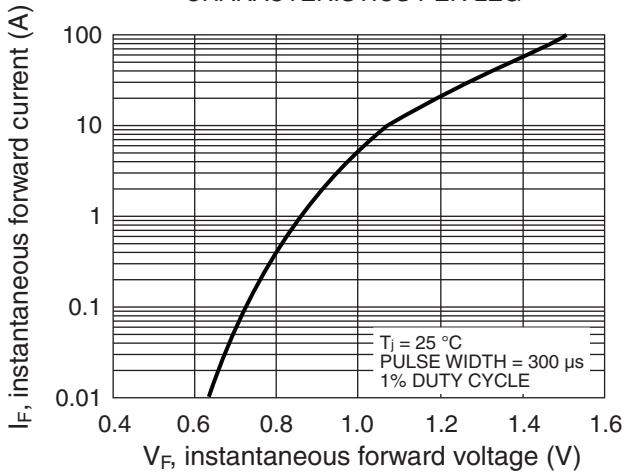
Electrical Characteristics at Tamb = 25 °C

V_F	Maximum Instantaneous Forward Voltage @ = 2.0 A @ = 4.0 A	1.0 V 1.1 V
I_R	Maximum DC Reverse Current @ $T_A = 25\text{ °C}$ at Rated DC Blocking Voltage @ $T_A = 125\text{ °C}$	5.0 μA 500 μA
$R_{th(j-a)}$	Typical Thermal Resistance Per Leg (Note 1)	22 °C/W
$R_{th(j-l)}$	(Note 2)	3.5 °C/W

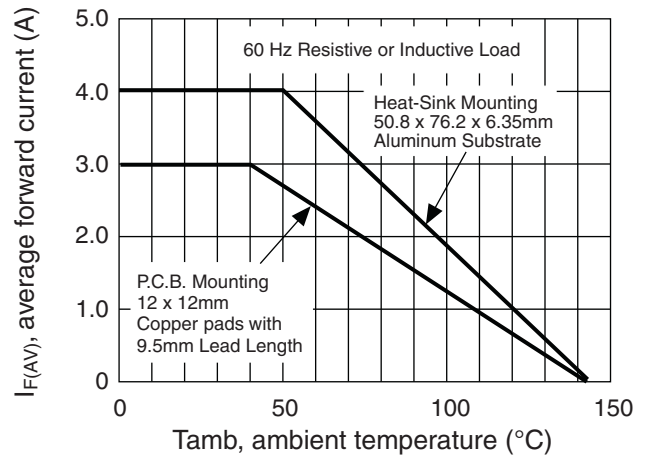
Notes: 1. Unit Mounted on 50.8mm x 76.2mm x 6.35mm Al plate.
2. Units Mounted on P.C.B. 12 x 12mm Copper Pads, 9.5mm Lead Length

Rating And Characteristic Curves

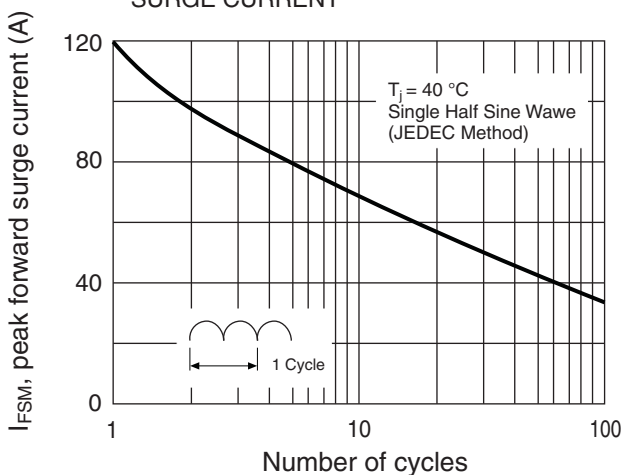
TYPICAL FORWARD VOLTAGE CHARACTERISTICS PER LEG



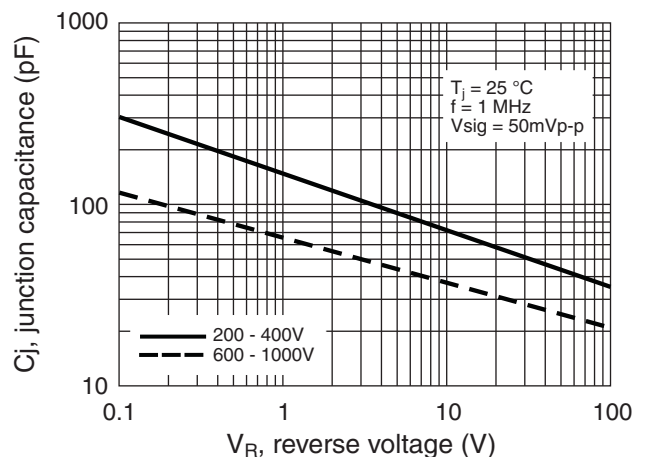
DERATING CURVE FOR OUTPUT RECTIFIED CURRENT



MAXIMUM NON-REPETITIVE FORWARD SURGE CURRENT



TYPICAL JUNCTION CAPACITANCE PER LEG



TYPICAL REVERSE CHARACTERISTICS

