

Ceramic-Metal Triggered Spark Gaps



Key Features

- Fast switching operation
- High voltage holdoff
- Ceramic-metal construction
- No warm up period
- High current capability
- Long life

Applications

- Flashlamps
- Electronically pumped gas lasers
- Medical lithotripters
- Crowbar protection devices

Description

Excelitas' Triggered Spark Gaps are a family of versatile high voltage switches. They consist of three electrodes in a hermetically sealed, pressurized ceramic envelope. Triggered Spark Gaps are generally characterized by a peak current capability of thousands to tens of thousands of amperes, delay times of tens of nanoseconds, arc resistance of tens of milliohms and inductance of 5 to 30 nanohenries. They are suitable for capacitor switching applications such as flashlamps, electrically pumped gas lasers, medical lithotripters, and as crowbar protection devices.

Table 1 Specifications

Environmental Specifications	
Ambient temperature range	
Operating temperature range	-54 to +100°C
Nonoperating temperature range	-65 to +125°C
Vibration	15 to 500 Hz at 10 g maximum
Shock	50 g, 11 milliseconds
Thermal Shock	-65 to +125°C
Electrical Specifications	
Electrode capacity	Less than 5 pf.
Interelectrode resistance	Greater than 10^{10} ohms at 500V.
Mechanical Specifications	
Envelope	Ceramic-metal, hermetically sealed, exposed metal parts nickel plated
Torque applied to studs	6 inch-pounds maximum

Ceramic - Metal Triggered Spark Gaps

TABLE 2 Triggered Spark Gap Ratings

Excelitas Model No.	O-A Range, kV Min/Max (1,10)		SBV, kV	V _T Min Trig (kV Open Circuit	Trigger Mode	Recommended Excelitas Transformer	Typical Delay Time* *when oper- ated in mode A (Nanoseconds)		Simultaneous Ratings Crowbar Service, Typical Life: 5000-20,000 Shots	Simultaneous Ratings Repetitive Switching Typical Life: 1-5 Million Shots	
	(2)	(3)	(4)	(5)		(6, 7)			(11)	(11)	
GP-89	0.7	2.1	2.6	10	C	TR-148A	100	1000	5 Ka peak 0.1 coulomb	3 millicoulombs/shot Ib = 35 mAdc Ip = 6 Aac	
GP-90	1.3	3.4	4.2		C	TR-180B					
GP-91	4.4	10	12.5		A, C	TR-180B					
GP-93	8	20	25		A, C	TR-180B					
GP-82B	0.4	1.6	2	10	A, B	TR-148A	30	300	7.5 kA peak 0.2 coulomb	4 millicoulombs/shot Ib = 60 mAdc Ip = 8 Aac	
GP-31B	2	6	7.5		A	TR-180B					
GP-20B	3.5	11	14		A	TR-180B					
GP-46B	8	20	25		A	TR-180B					
GP-85	2	6	8	20	A, B	TR-1795	30	300	25 kA peak 0.4 coulomb	4 millicoulombs/shot Ib = 100 mAdc Ip = 10 Aac	
GP-86	6	15	20		A	TR-180b					
GP-87	10	24	30		A	TR-1700					
GP-70	12	36	42(8)		A	TR-1700					
GP-30B	2	6	7.5	20	A, B	TR-1795	30	300	50 kA peak 0.5 coulomb	10 millicoulombs/shot Ib = 100 mAdc Ip = 15 Aac	
GP-22B	6	15	19		A	TR-1700					
GP-12B	10	24	30		A	TR-1700					
GP-14B	12	36	42(8)		A, B	TR-1795					
GP-41B	12	36	42	20	A	TR-1795	30	300	Peak currents up to 100 kA and charge transfer up to 5 coulombs are obtainable at reduced life (100-1000 shots).		
GP-32B	20	48	60(8)		A	TR-1700					
GP-15B	25	60	86(8)		A	TR-1700					
GP-74B	40	100	120(8)		A	TR-1795					
GP-81B	40	100	120(9)	20	A	TR-1795 TR-1700	30	300			

Notes:

- Optimum operating voltage is typically 60 to 80% of SBV.
- Operation below minimum value may result in erratic firing over time.
- Operation at this value may result in self-firing over time.
- Represents minimum main-gap breakdown voltage with no trigger applied.
- Value shown contains safety factor for end-of-life requirements.
- Excelitas TM-11A Trigger Module can be used to trigger all gaps
- Transformers listed vary mechanically and electrically. See Excelitas Transformer Data Sheet.
- These units must be operated in a liquid or gas dielectric to prevent external flashover: GP-70 and GP-14b, above 24 kV; GP-32B AND GP-15B, above 35 kV; GP-74B and GP-81B, above 60 kV.
- Designed for high altitude, high holdoff conditions.
- Other voltage ranges and mechanical configurations are available on request; for example, the GP-20B can be supplied with a 6 to 16 kV operating range by specifying GP-20B-20. The 20 would be the SBV and E-E maximum would be 80% of SBV = 16kV.
- E = Stored energy in joules ($1/2CV^2$), I_b = average current in amperes, I_p = RMS current in amperes, R = total circuit resistance in ohms, P = average power in watts.

FIGURE 1 Mechanical Specifications GP-89, GP-90, GP-91, GP-93

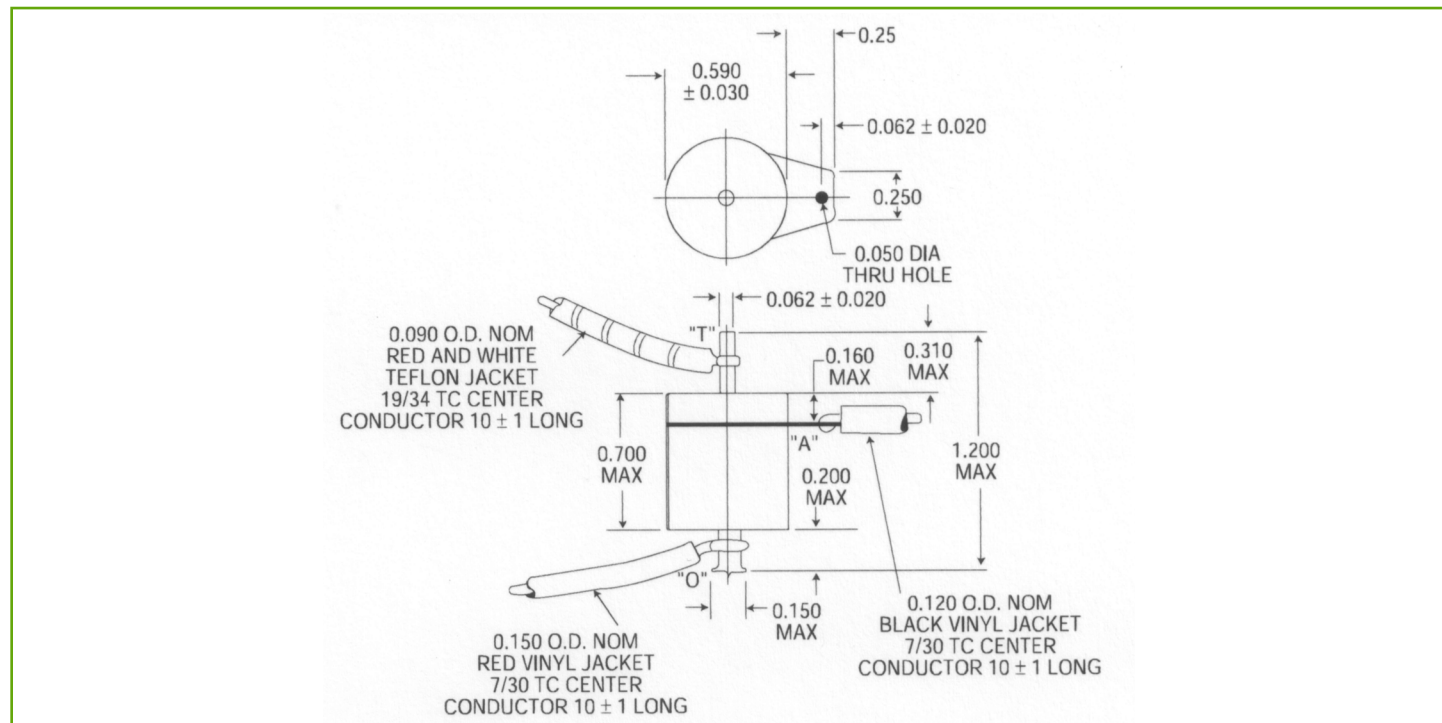
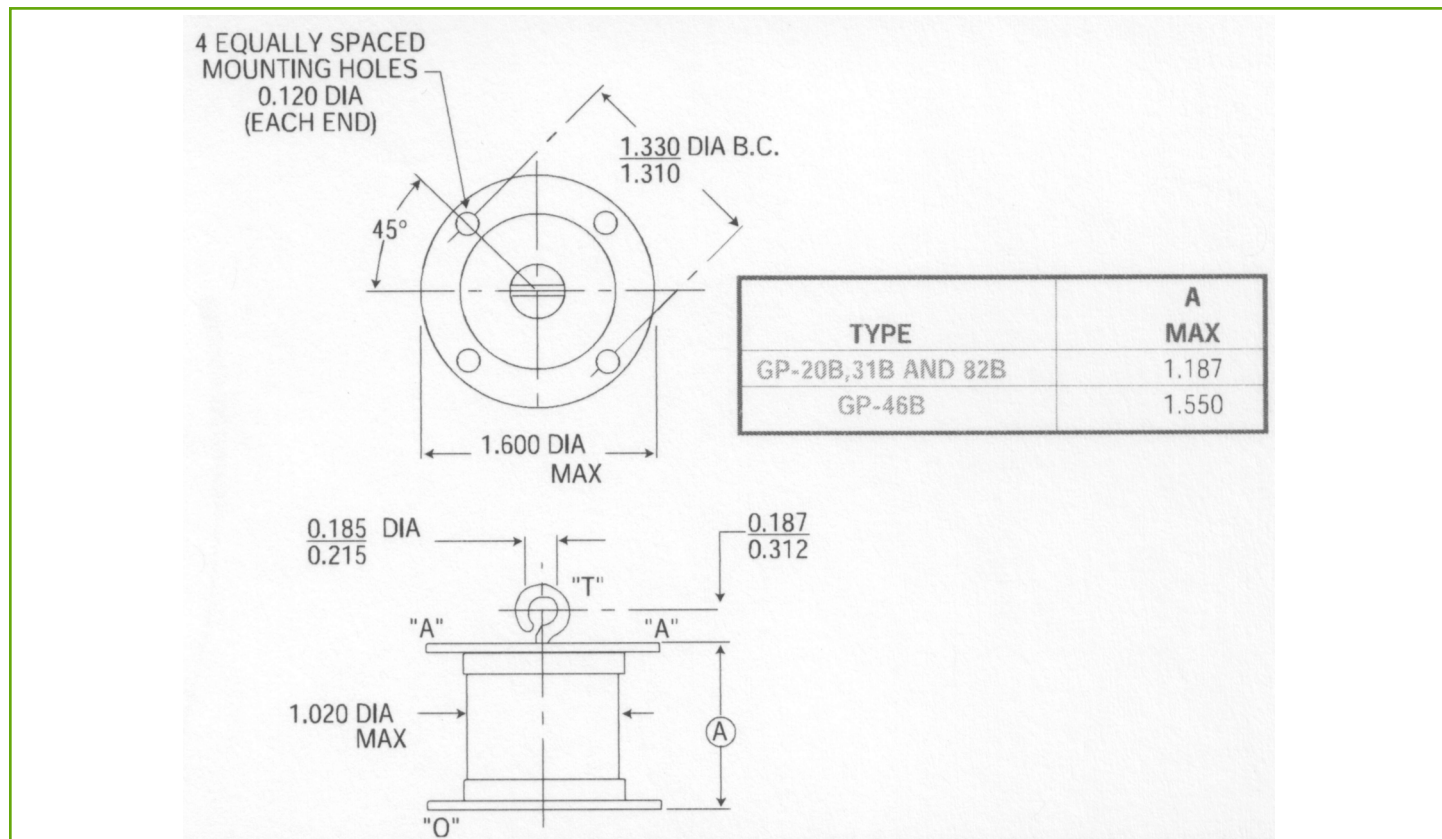


FIGURE 2 Mechanical Specifications GP-20B, GP31B, GP-46B, GP-82B



Ceramic - Metal

Triggered Spark Gaps

FIGURE 3 Mechanical Specifications GP-70, GP-85, GP-86, GP-87

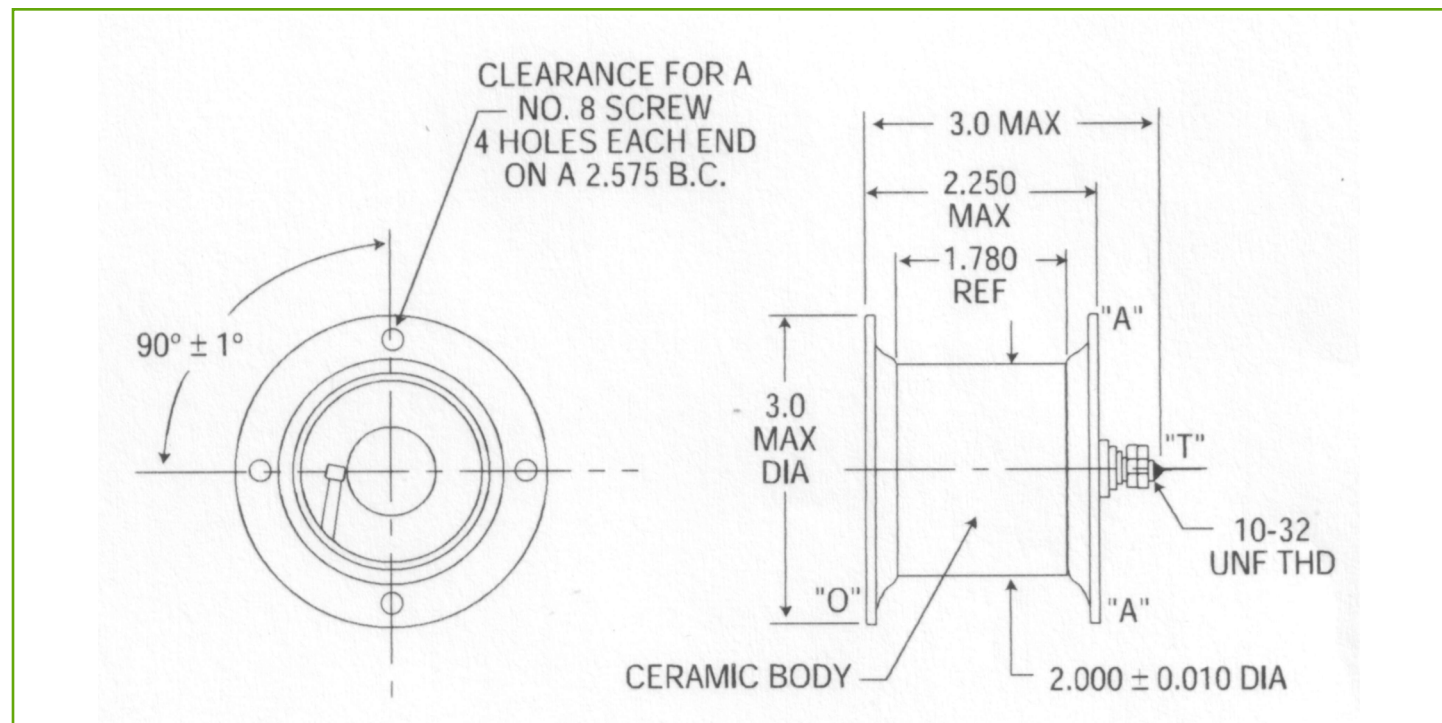
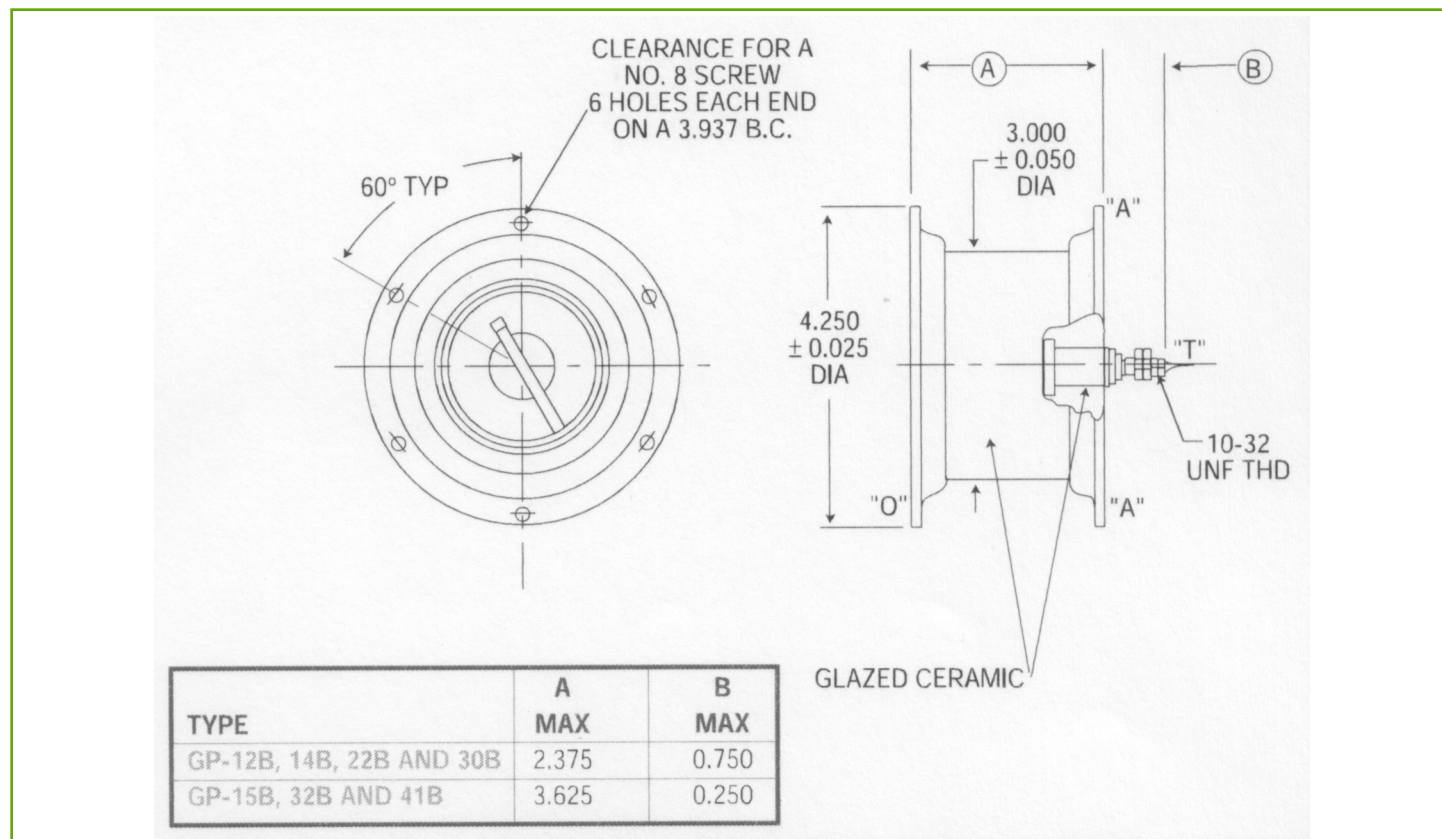


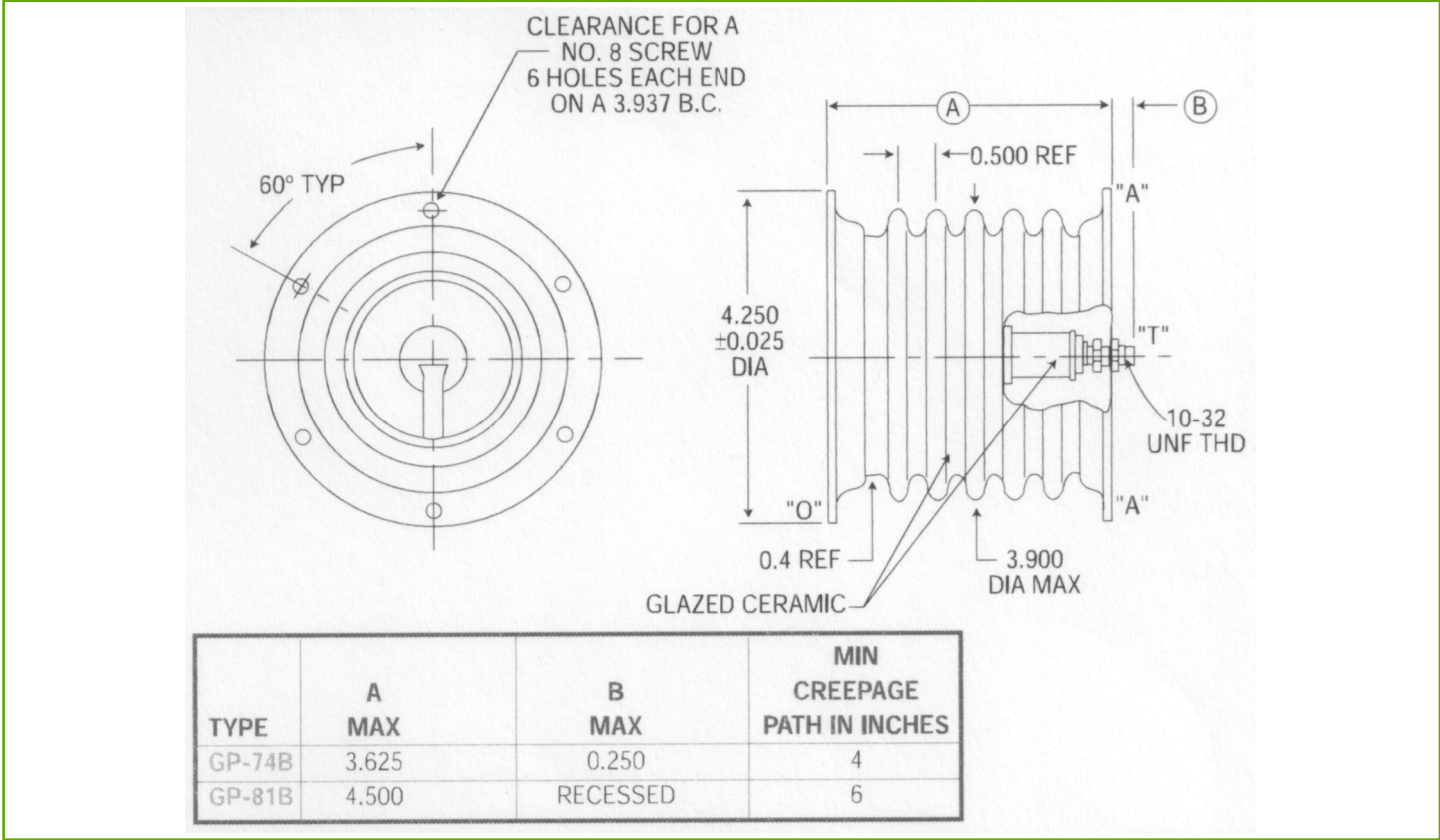
FIGURE 4 Mechanical Specifications GP-12B, GP-14B, GP-15B, GP-22B, GP-30B, GP-32B, GP-41B



Ceramic - Metal

Triggered Spark Gaps

FIGURE 5 Mechanical Specifications GP-74B, GP-81B



About Excelitas Technologies

Excelitas Technologies is a global technology leader focused on delivering innovative, customized solutions to meet the lighting, detection, energetic, frequency standards and high-reliability power needs of OEM customers. From aerospace and defense applications to industrial, safety and security, medical lighting, analytical instrumentation, and clinical diagnostics, Excelitas Technologies is committed to enabling our customers’ success in their specialty end-markets. Excelitas Technologies has approximately 3,000 employees in North America, Europe and Asia, serving customers across the world.

AES@excelitas.com
www.excelitas.com

Excelitas Technologies Energetic Systems 1100 Vanguard Blvd. Miamisburg, Ohio 45432 USA Telephone: (+1) 937.865.3800 Toll Free: (+1) 866.539.5916 Fax: (+1) 937.865.5170	Excelitas Technologies Power Supplies 1330 East Cypress Street Covina, California 91724 USA Telephone: (+1) 626.967.6021 Toll Free: (+1) 800.363.2095 Fax: (+1) 626.967.3151	Excelitas Technologies Frequency Standards & Switching 35 Congress Street Salem Massachusetts 01970 USA Telephone: (+1) 978.745.3200 Toll Free: (+1) 800.950.3441 Fax: (+1) 978.745.0894	Excelitas Technologies Lighting & Radiant Sources 44370 Christy Street Fremont, California 94538-3180 USA Telephone: (+1) 510.979.6500 Toll Free: (+1) 800.775.6786 Fax: (+1) 510.687.1140	Excelitas Technologies Sensors 22001 Dumberry Road Vaudreuil-Dorion, Quebec Canada J7V 8P7 Telephone: (+1) 450.424.3300 Toll Free: (+1) 800.775.6786 Fax: (+1) 450.424.3345	Excelitas Technologies International Sales Office Bat HTDS BP 246, 91882 Massy Cedex, France Telephone: +33 (1) 6486 2824
--	---	---	--	---	--