




CE260AHX, CE260BHX, and CE260CHX **MERCURY-XENON POWER SUPPLY**



The CE260AHX, CE260BHX, and CE260CHX power supplies are designed to run Mercury-Xenon arc lamps in a constant-power mode.

The CE260 power supply is designed to run Mercury-Xenon arc lamps in a constant-power mode. The output power has two levels, 200 W and 300 W. The unit is normally at 200 Watts until the High Power remote input is asserted true. The unit then outputs 300 Watts. This is useful for pulsed power applications. EMI line-filtering is built-in to the unit.

The CE260BHX power supply is the same as the CE260AHX model except that it does not have V-capacitors in the line filter section.

The CE260CHX power supply has smaller Y capacitors to meet the 100 μ A leakage requirement of many U.S. hospitals.

Key Features

- Line Input: 100 - 240 VAC, $\pm 10\%$, 47 - 63 Hz, 6.5 Arms max.
- Environmental: 0° C to 50° C operating.
- Altitude: -1,000 ft. to 12,000 ft. (-305 m to 3658 m) MSL.
- Weight: 2.5 lbs. (1.14 Kg).
- Dimensions: 6.50" x 4.65" x 2.80" tall (165mm x 118mm x 71mm tall).

Ignitor:

- 25 KV ignition spike. Negative-side ignition.
- Minimum repetition rate is 10 strikes/second at all input voltages.
Ignition pulses will continue until lamp ignites.
- Ignitor Life: > 500,000 strikes.

CE260AHX, CE260BHX, and CE260CHX

MERCURY-XENON POWER SUPPLY

Output power: 190 - 210 Watts, or
285 - 315 Watts, constant power

Output voltage compliance: 20.0 to
25.0 V operating, >110 VDC during
ignition.

Output regulation: output power
held to within $\pm 5\%$ over all input,
output, and environmental
conditions.

Output current: 8.0 to 15.0 Adc

Output ripple: <0.7 Ap-p (low
power), <1.0 Ap-p (high power)*

Efficiency: >70% at 300 W output,
120 VAC input

Thermal protection: ballast is
disabled when temperature exceeds
90 °C. Unit will automatically restart
after cooling down.

Isolated Auxiliary output (UL-rated):
+12V fan power, 800 μ A max.

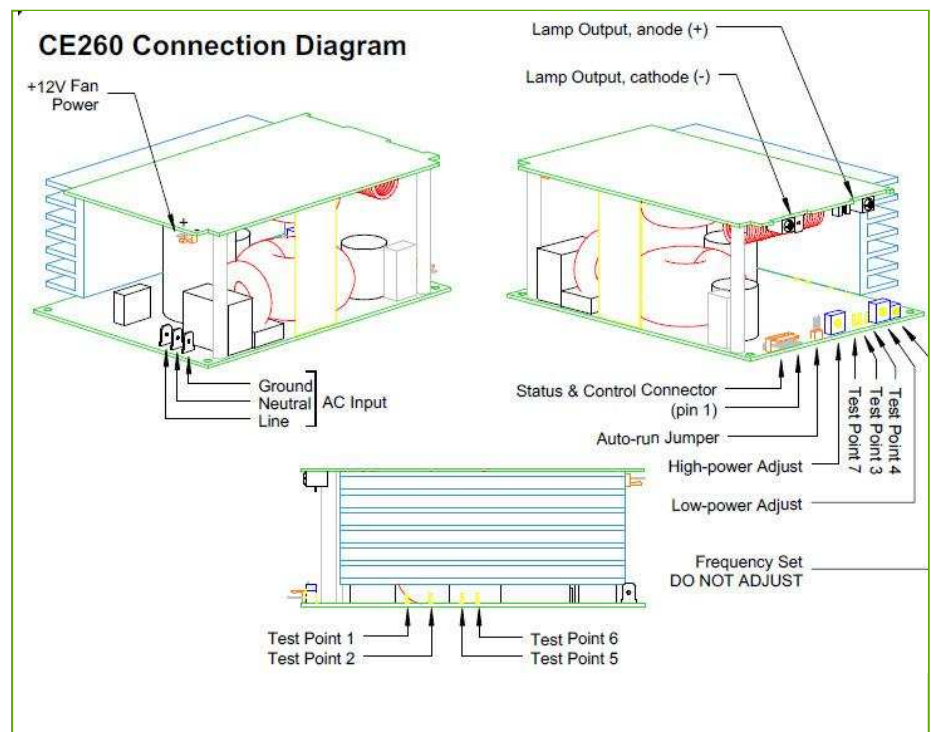
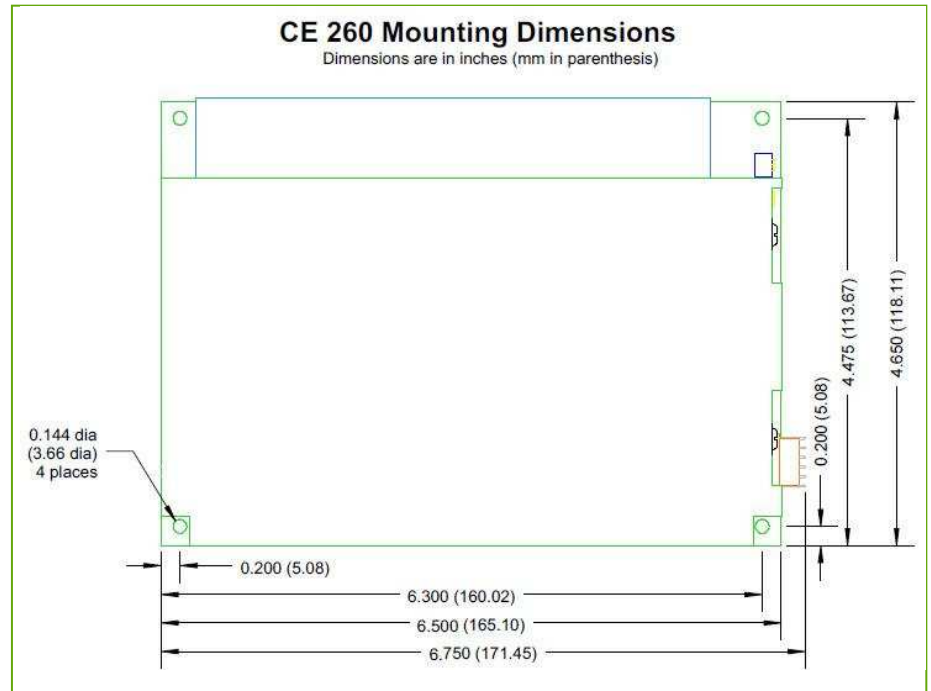
**Optically Isolated Status & Control
Connector (UL-rated circuit)**

- Remote Enable
- Lamp Lit Status
- High/Low Power

Ground Leakage:

- CE260AXE: < 300 μ A
- CE260BXE: < 10 μ A
- CE260CXE: < 100 μ A

* ripple is measured in a DC to 20 MHz
bandwidth



CE260AHX, CE260BHX, and CE260CHX MERCURY-XENON POWER SUPPLY

Input / Output Connections

Models:

- CE260AHX, CE260BHX, CE260CHE

AC Input:

- 100 - 240 VAC, $\pm 10\%$, 6.5 Arms maximum
- 47 - 63 Hz
- 0.25" faston-type connectors

Lamp Output:

0.25" faston-type connectors:

- Male connector for lamp cathode (-)
- Female connector for lamp anode (+)

Screw terminal connectors (6-32 or M3 screws) are also available.

Status and Control Connector:

6-pin, 0.1" spacing, with locking ramp

Use Molex 10-11-2063 connector or equivalent

- pin 1: Lamp Lit Return
- pin 2: Lamp Lit Output
- pin 3: Enable Return
- pin 4: Enable Input
- pin 5: High/Low Lamp Intensity Return
- pin 6: High/Low Lamp Intensity Input

Fan Connector:

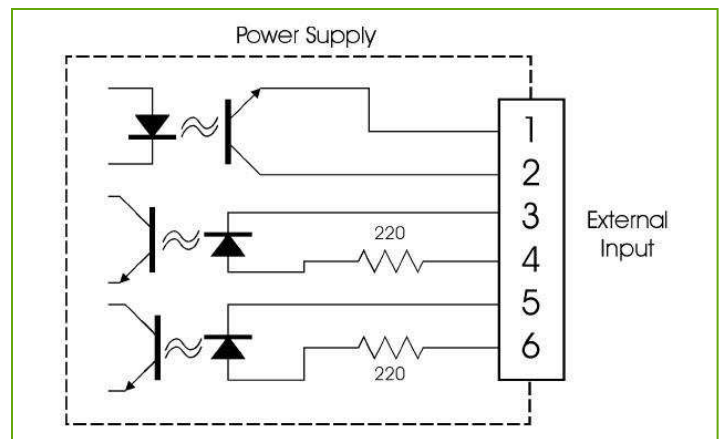
- 2-pin, 0.1" spacing, with locking ramp
- Use Molex 22-01-3027 connector or equivalent

Current Sense Test Points:

The voltage between test points TP7 and TP4 indicates the output power. The scale is 1mV/W, so 300 mV means 300 W to the lamp. Test points TP3 and TP4 are across a 0.01 ohm resistor that is in series with the output to the lamp. This can be used to monitor output current.

Auto-Run Jumper:

Attaching a two-pin shorting block across this connector forces the supply to run as soon as power is applied. The state of the Enable input is ignored.



Using the Status and Control Connector

The Status and Control Connector consists of two inputs and one output, each of which is optically isolated. The inputs are designed to be driven by a TTL or 5V CMOS gate. The source used must be capable of supplying 2.0 mA into a 2.1 V load. (Some TTL gates are not able to drive a 2.1 V load reliably without a pull-up resistor.)

The Enable input turns the lamp on and off. A high input to the Enable pin turns on the lamp. The auxiliary +12 V supply runs all the time, regardless of the state of the Enable input. The electrical delay of the enable input is less than 10 ms. To turn on the lamp, the delay of the Enable input must be added to the time to ignite the lamp, which is approximately 100 ms, for a total of 110 ms. Turning off the lamp takes only 10 ms.

The Lamp Intensity input sets the output power to Low Power or High Power. If a low input signal is applied (or no signal is present), the lamp output is approximately 175 Watts (130W for CE160), as set by the Low Power Adjust. When a high input is applied, the output goes to approximately 300 Watts (220W for CE160), as set by the High Power Adjust. Internally, the High Power is added to the low power setting, so changing the Low Power Adjust will also change the output power in High Power mode. Because of this interaction, the Low Power Adjust should be set first, followed by the High Power Adjust. The delay of the Lamp Intensity input is less than 10 ms.

CE260AHX, CE260BHX, and CE260CHX

MERCURY-XENON POWER SUPPLY

Regulatory Compliance

Approved to UL2601 (E177225).
Complies with EN55011 Class B Emissions.
CE-marked.



About Excelitas Technologies

Excelitas Technologies is a global technology leader focused on delivering innovative, customized solutions to meet the lighting, detection and other high-performance technology needs of OEM customers.

From medical lighting to analytical instrumentation, clinical diagnostics, industrial, safety and security and aerospace and defense applications, Excelitas Technologies is committed to enabling our customers' success in their end-markets.

Excelitas Technologies has approximately 3,000 employees in North America, Europe and Asia, serving customers across the world.

**Excelitas Technologies
Illumination, Inc.**
44370 Christy Street
Fremont, California
94538-3180 USA
Telephone: (+1) 510.979.6500
Toll-free: (+1) 800.775.6786
Fax: (+1) 510.687.1140
shortarcxenon.na@excelitas.com

**Excelitas Technologies Singapore,
Private Limited**
47 Ayer Rajah Crescent #06-12
Singapore 139947
Telephone: (+65) 6775 2022 (Main Line)
Telephone: (+65) 6770 4366
(Customer Service Hotline)
Fax: (+65) 6778 1752
shortarcxenon.asia@excelitas.com

**Excelitas Technologies
GmbH & Co. KG**
Wenzel-Jaksch-Str. 31
D-65199 Wiesbaden
Germany
Telephone: (+49) 611 492 430
Fax: (+49) 611 492 165
shortarcxenon.europe@excelitas.com

**Japan
Excelitas Technologies**
East Tower 4th Floor,
Otemachi First Square
1-5-1 Otemachi, Chiyoda-ku,
Tokyo 100-0004
Telephone: (+81) 3-5219-1228
Fax: (+81) 3-5219-120
shortarcxenon.asia@excelitas.com

For a complete listing of our global offices, visit www.excelitas.com/locations

© 2012 Excelitas Technologies Corp. All rights reserved. The Excelitas logo and design are registered trademarks of Excelitas Technologies Corp. All other trademarks not owned by Excelitas Technologies or its subsidiaries that are depicted herein are the property of their respective owners. Excelitas reserves the right to change this document at any time without notice and disclaims liability for editorial, pictorial or typographical errors.

