


FLX207MH-12

X, Ku Band Power GaAs FET

FEATURES

- High Output Power: $P_{1dB} = 32.5\text{dBm(Typ.)}$
- High Gain: $G_{1dB} = 7.0\text{dB(Typ.)}$
- High PAE: $\eta_{add} = 28\%\text{(Typ.)}$
- Proven Reliability
- Hermetic Metal/Ceramic Package



DESCRIPTION

The FLX207MH-12 is a power GaAs FET that is designed for general purpose applications in the X-Band frequency range as it provides superior power, gain, and efficiency.

Eudyna stringent Quality Assurance Program assures the highest reliability and consistent performance.

ABSOLUTE MAXIMUM RATING (Ambient Temperature $T_a=25^\circ\text{C}$)

Item	Symbol	Condition	Rating	Unit
Drain-Source Voltage	V_{DS}		15	V
Gate-Source Voltage	V_{GS}		-5	V
Total Power Dissipation	P_T	$T_C = 25^\circ\text{C}$	12.5	W
Storage Temperature	T_{stg}		-65 to +175	$^\circ\text{C}$
Channel Temperature	T_{ch}		175	$^\circ\text{C}$

Eudyna recommends the following conditions for the reliable operation of GaAs FETs:

1. The drain-source operating voltage (V_{DS}) should not exceed 10 volts.
2. The forward and reverse gate currents should not exceed 17.8 and -1.0 mA respectively with gate resistance of 250Ω .
3. The operating channel temperature (T_{ch}) should not exceed 145°C .

ELECTRICAL CHARACTERISTICS (Ambient Temperature $T_a=25^\circ\text{C}$)

Item	Symbol	Test Conditions	Limit			Unit
			Min.	Typ.	Max.	
Saturated Drain Current	I_{DSS}	$V_{DS} = 5\text{V}, V_{GS} = 0\text{V}$	-	800	1200	mA
Transconductance	g_m	$V_{DS} = 5\text{V}, I_{DS} = 500\text{mA}$	-	400	-	mS
Pinch-off Voltage	V_p	$V_{DS} = 5\text{V}, I_{DS} = 40\text{mA}$	-1.0	-2.0	-3.5	V
Gate Source Breakdown Voltage	V_{GSO}	$I_{GS} = -40\mu\text{A}$	-5	-	-	V
Output Power at 1dB G.C.P.	P_{1dB}	$V_{DS} = 10\text{V},$ $I_{DS} = 0.6 I_{DSS} \text{(Typ.)},$ $f = 12.5 \text{GHz}$	31.5	32.5	-	dBm
Power Gain at 1dB G.C.P.	G_{1dB}		6.0	7.0	-	dB
Power-added Efficiency	η_{add}		-	28	-	%
Thermal Resistance	R_{th}	Channel to Case	-	10	12	$^\circ\text{C/W}$

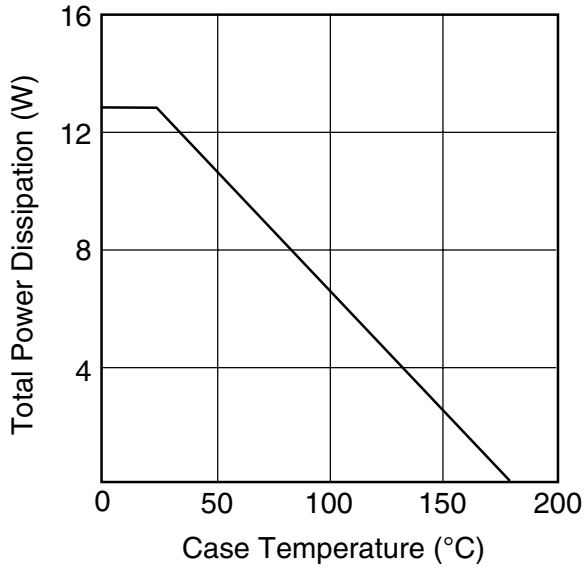
CASE STYLE: MH

G.C.P.: Gain Compression Point

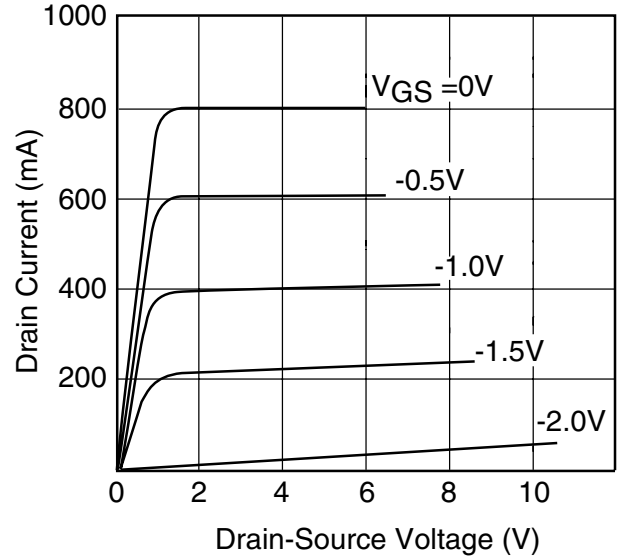
FLX207MH-12

X, Ku Band Power GaAs FET

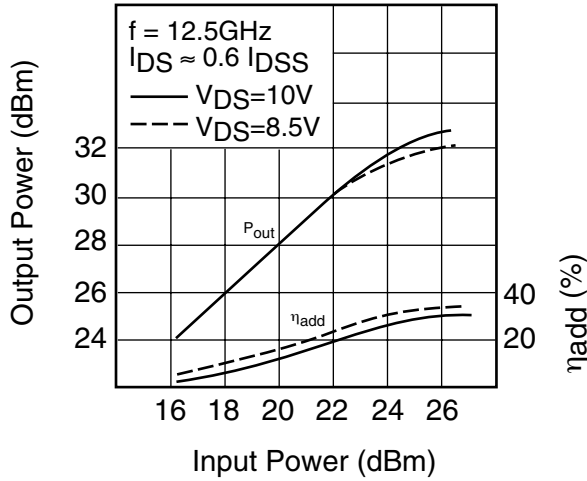
POWER DERATING CURVE



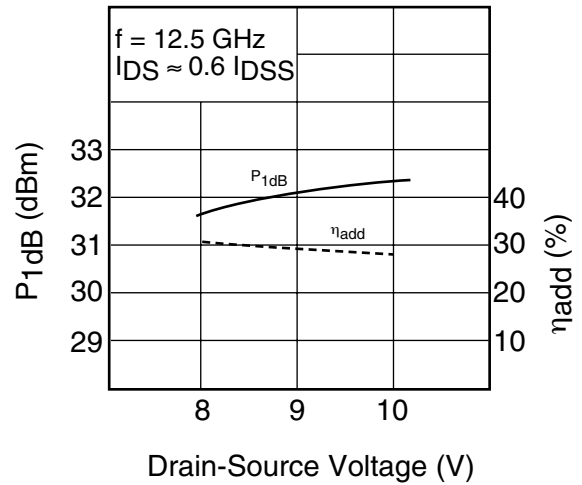
DRAIN CURRENT vs. DRAIN-SOURCE VOLTAGE



OUTPUT POWER vs. INPUT POWER

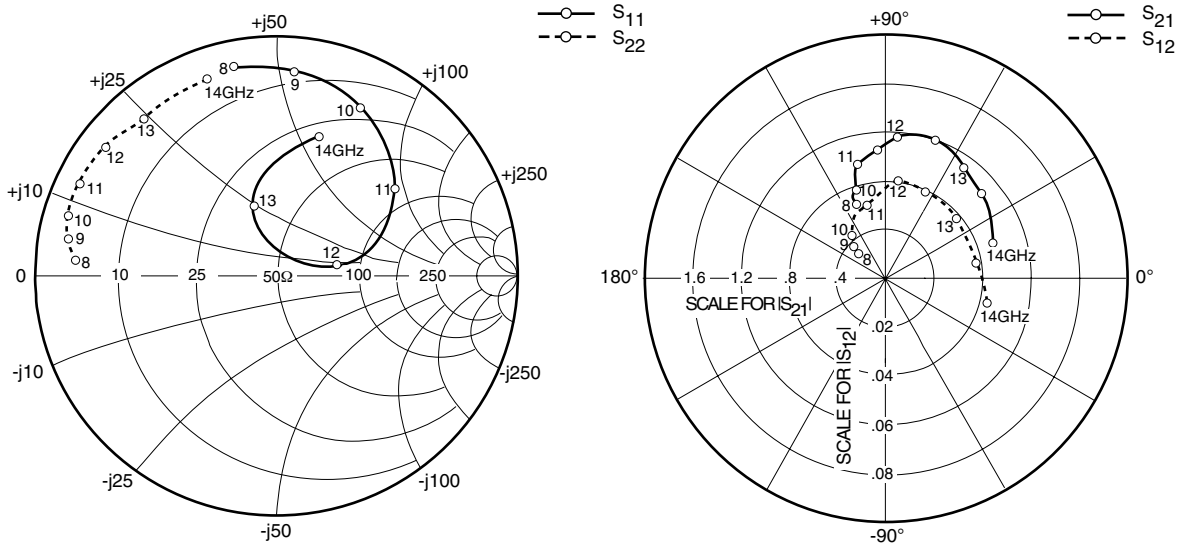


P_{1dB} & η_{add} vs. V_{DS}



FLX207MH-12

X, Ku Band Power GaAs



S-PARAMETERS

$V_{DS} = 10V, I_{DS} = 480mA$

FREQUENCY (MHZ)	S11		S21		S12		S22	
	MAG	ANG	MAG	ANG	MAG	ANG	MAG	ANG
500	.954	-136.6	7.426	115.6	.021	33.0	.312	-147.0
1000	.945	-161.8	4.100	105.6	.021	32.1	.363	-147.5
8000	.892	101.8	.684	112.8	.017	138.1	.832	175.4
8500	.877	94.1	.685	114.2	.017	136.1	.857	173.1
9000	.853	85.3	.702	113.2	.019	136.5	.872	170.1
9500	.831	75.3	.735	113.3	.020	128.3	.875	167.3
10000	.778	63.9	.781	109.2	.022	130.8	.898	163.8
10500	.713	51.0	.806	109.0	.030	117.1	.917	159.0
11000	.609	37.1	.967	104.9	.031	105.6	.903	154.8
11500	.466	21.2	1.051	94.2	.035	95.1	.887	150.9
12000	.251	9.9	1.167	85.6	.040	83.4	.894	142.8
12500	.087	73.9	1.214	70.1	.039	65.3	.873	136.8
13000	.307	108.5	1.114	55.1	.038	39.5	.858	129.7
13500	.475	90.2	1.053	41.7	.038	10.3	.873	122.5
14000	.603	73.4	.926	18.0	.043	-14.2	.872	109.5

FLX207MH-12

X, Ku Band Power GaAs FET

Case Style "MH" Metal-Ceramic Hermetic Package

