



GaN-HEMT 20W

EGN26C020MK

High Voltage - High Power GaN-HEMT


FEATURES

- High Voltage Operation : $V_{DS}=50V$
- High Power : 43.5dBm (typ.) @ P_{sat}
- Power Gain : 18dB(typ.) @ $f=2.60GHz$
- Proven Reliability

DESCRIPTION

SEDI's GaN-HEMT offers high efficiency, ease of matching, greater consistency and broad bandwidth for high power L-band amplifiers with 50V operation, and gives you higher gain.

This new product is ideally suited for use in 2.6GHz WiMAX design requirements as it offers high gain, long term reliability and ease of use.



ABSOLUTE MAXIMUM RATINGS (Case Temperature $T_c=25^{\circ}C$)

Item	Symbol	Condition	Rating	Unit
Operating-Voltage	V_{DS}		55	V
Drain-Source Voltage	V_{DS}	$V_{GS}=-8V$	160	V
Gate-Source Voltage	V_{GS}		-15	V
Total Power Dissipation	P_t		32.1	W
Storage Temperature	T_{stg}		-65 to +175	$^{\circ}C$
Channel Temperature	T_{ch}		250	$^{\circ}C$

RECOMMENDED OPERATING CONDITION

Item	Symbol	Condition	Limit	Unit
DC Input Voltage	V_{DS}		≤ 55	V
Forward Gate Current	I_{GF}	$R_G=15\Omega$	≤ 46	mA
Reverse Gate Current	I_{GR}	$R_G=15\Omega$	≥ -0.7	mA
Channel Temperature	T_{ch}		≤ 180	$^{\circ}C$
Average Output Power	$P_{ave.}$		≤ 42.0	dBm

ELECTRICAL CHARACTERISTICS (Case Temperature $T_c=25^{\circ}C$)

Item	Symbol	Condition	Limit			Unit
			min.	Typ.	Max.	
Pinch-Off Voltage	V_p	$V_{DS}=50V$ $I_{DS}=5.2mA$	-1.0	-1.5	-2.0	V
Saturated Power	$P_{sat} *1$	$V_{DS}=50V$	42.5	43.5	-	dBm
Drain Efficiency	$\eta_d *2$	$I_{DS}(DC)=100mA$	10.5	12.5	-	%
Power Gain	$G_p *2$	$f=2.60GHz$	17.0	18.0	-	dB
Thermal Resistance	R_{th}	Channel to Case at 21W P_{DC}	-	6.0	7.0	$^{\circ}C/W$

*1 : 10%-duty RF pulse (DC supply constant)

*2 : $P_{out} = 30dBm$, CW



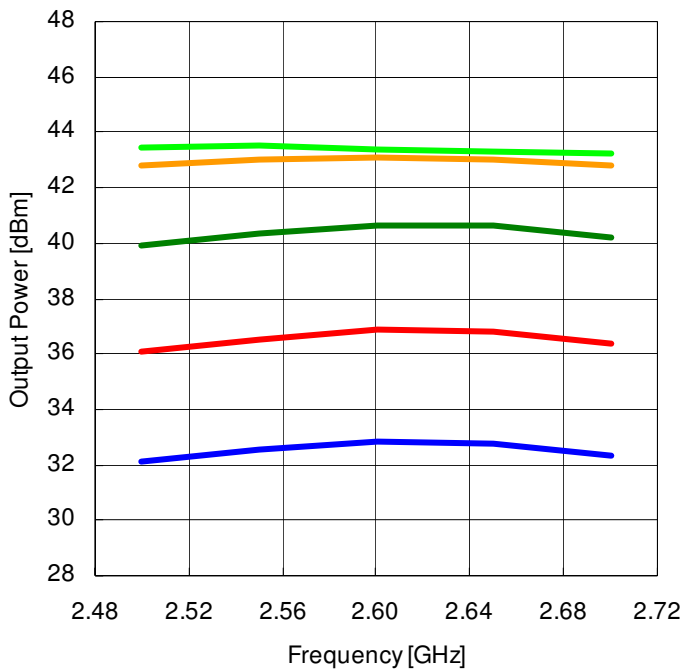
GaN-HEMT 20W

EGN26C020MK

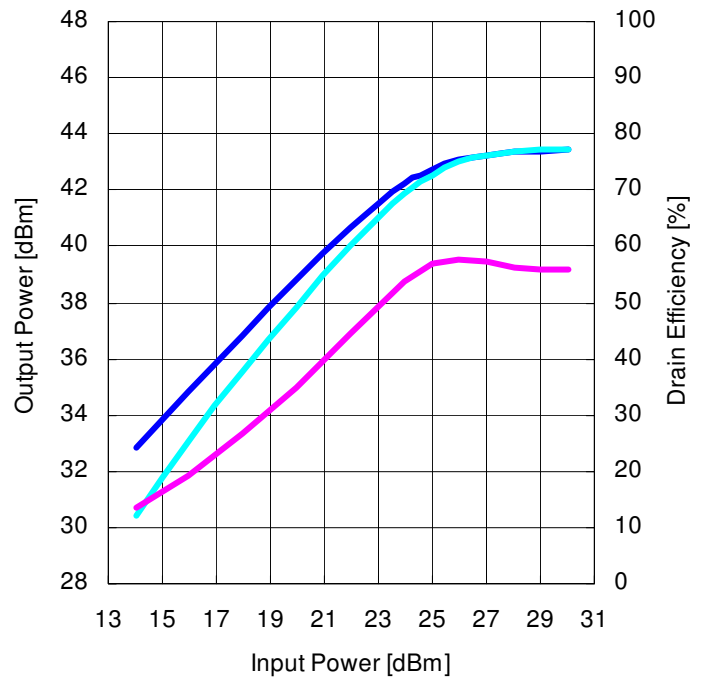
RF characteristics @f=2.6GHz fine tuned

High Voltage - High Power GaN-HEMT

Output Power vs. Frequency
V_{DS}=50V, I_{DS(DC)}=100mA



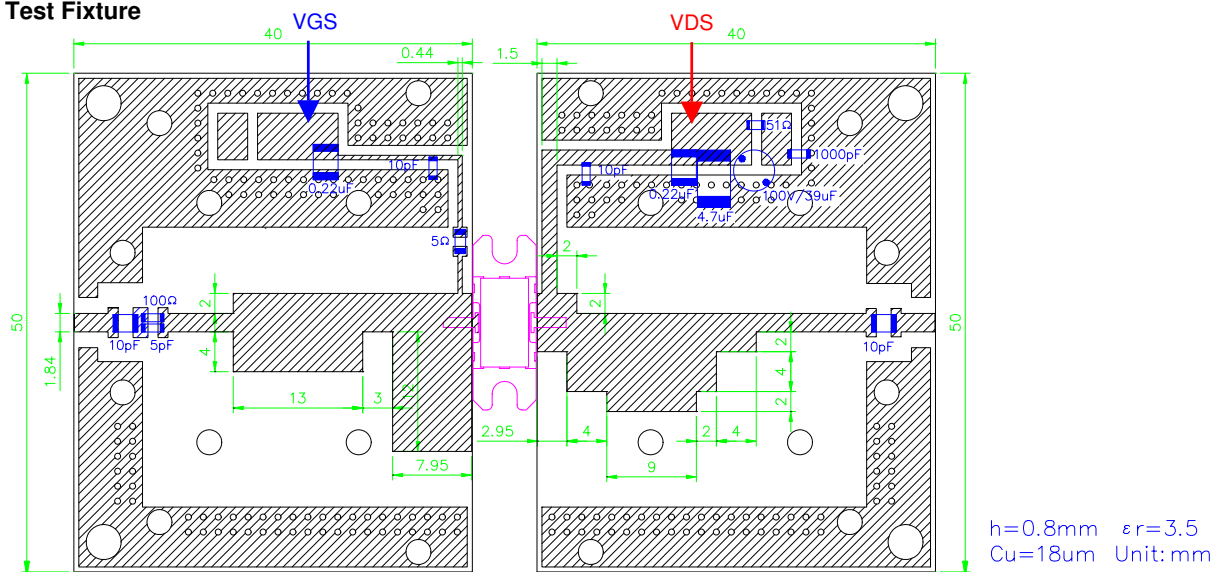
Output Power and Drain Efficiency vs. Input Power
V_{DS}=50V, I_{DS(DC)}=100mA, f=2.60GHz



Pin=16dBm Pin=20dBm Pin=24dBm
Pin=28dBm Pin=32dBm

Pout (class AB) Pout (class B) Nd (class B)

Test Fixture



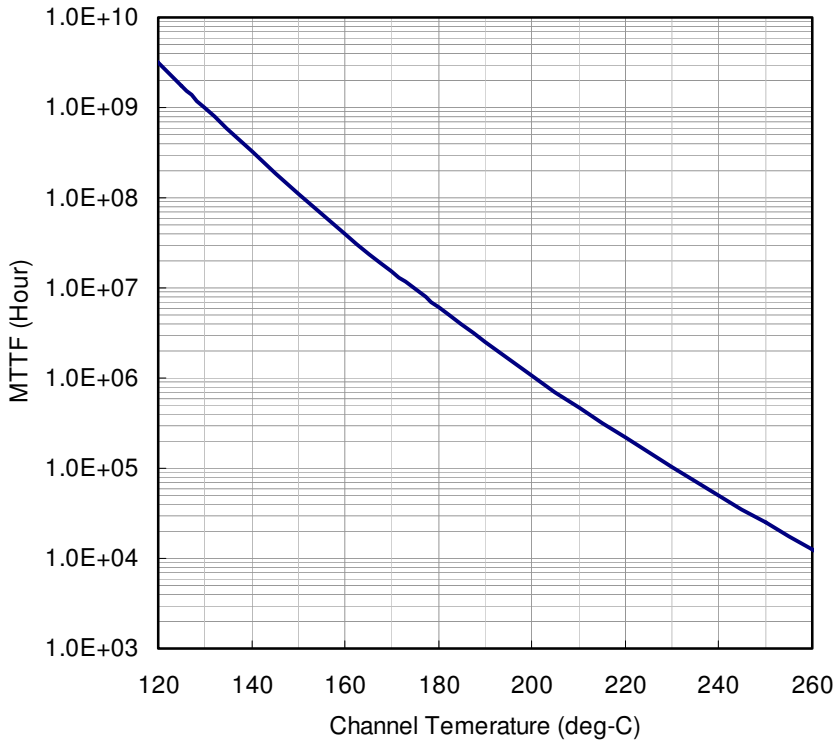


GaN-HEMT 20W

EGN26C020MK

High Voltage - High Power GaN-HEMT

MTTF Calculation
- Estimated MTTF -



Ea= 1.6eV
Confidence Level= 90%

Channel Temp (deg-C)	MTTF (Hours)
160	4.05 x 10 ⁷
180	6.07 x 10 ⁶
200	1.07 x 10 ⁶

$$AF = \exp\left[-\frac{Ea}{k}\left(\frac{1}{T_{stress}} - \frac{1}{T_{use}}\right)\right]$$

$$MTTF_{use} = MTTF_{stress} * AF$$

Where;

AF: acceleration factor

Ea: activation energy (1.6 eV)

k: Boltzman's constant (8.62 x 10⁻⁵ eV/K)

T_{stress}: stress temperature (K)

T_{use}: use temperature (K)

ESD characteristic

Test Methodology	Class
Human Body Model (per JESD22-A114)	0
Machine Model (per JEIA/ESD22-A115)	A



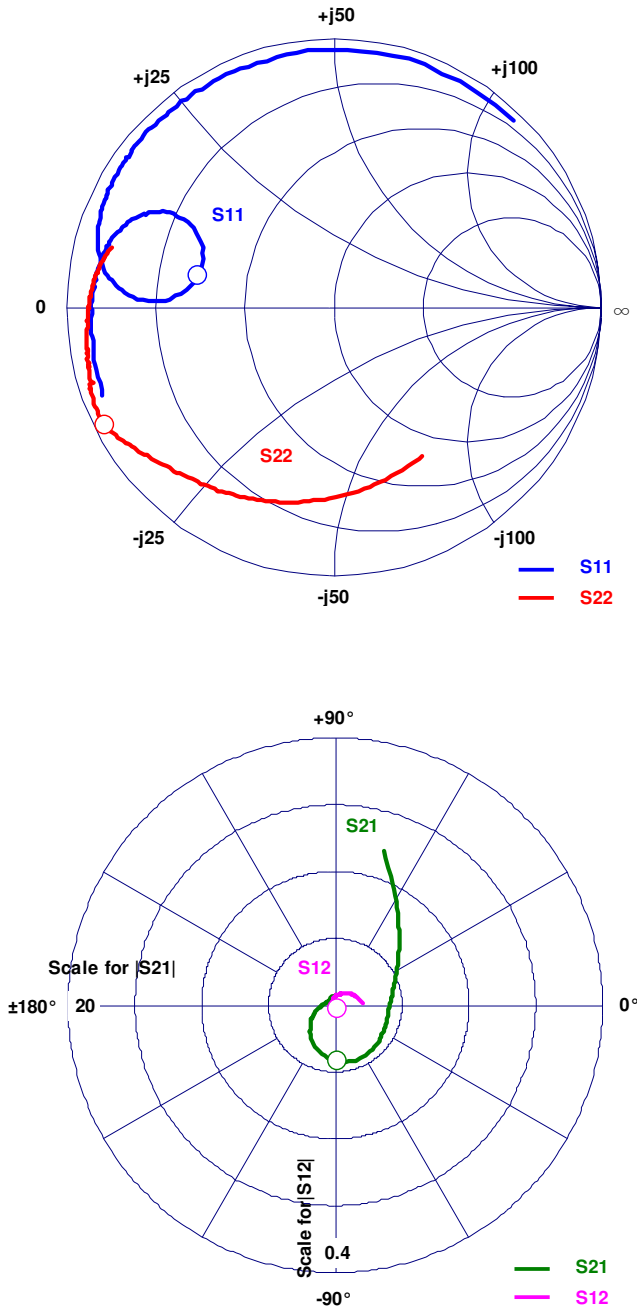
GaN-HEMT 20W

EGN26C020MK

High Voltage - High Power GaN-HEMT

- Reference DATA -

S-Parameters @V_{DS}=50V, I_{DS(DC)}=100mA, f=0.5 to 5.5GHz
 Z_I = Z_S = 50 ohm Marker : 2.60GHz



Freq. GHz	S11		S21		S12		S22	
	MAG	ANG	MAG	ANG	MAG	ANG	MAG	ANG
0.50	0.93	-159.19	12.05	72.67	0.008	-1.13	0.64	-59.21
0.60	0.92	-165.19	10.07	65.04	0.008	-11.24	0.66	-67.21
0.70	0.91	-170.03	8.67	57.83	0.008	-8.32	0.67	-74.91
0.80	0.91	-173.90	7.54	51.35	0.007	-13.73	0.69	-82.34
0.90	0.91	-177.61	6.75	44.25	0.007	-17.97	0.71	-89.43
1.00	0.91	179.17	6.02	38.72	0.006	-20.17	0.72	-96.01
1.10	0.91	176.62	5.53	32.42	0.006	-18.84	0.74	-101.74
1.20	0.90	173.93	5.12	27.12	0.006	-22.89	0.76	-106.96
1.30	0.89	171.13	4.78	21.57	0.005	-17.63	0.77	-111.83
1.40	0.89	168.68	4.50	16.00	0.005	-13.48	0.79	-116.38
1.50	0.88	166.23	4.31	10.24	0.005	-6.36	0.80	-120.49
1.60	0.88	163.99	4.17	4.86	0.005	-11.42	0.82	-124.57
1.70	0.86	161.37	4.06	-1.20	0.005	-16.52	0.83	-128.11
1.80	0.84	159.01	4.00	-6.69	0.005	-6.58	0.84	-131.45
1.90	0.82	156.48	3.99	-13.77	0.005	-3.32	0.85	-134.45
2.00	0.79	154.01	4.01	-20.46	0.005	-7.37	0.87	-137.45
2.10	0.76	152.16	4.09	-28.21	0.006	-12.59	0.88	-139.70
2.20	0.71	149.99	4.18	-36.76	0.006	-15.90	0.90	-142.36
2.30	0.65	149.92	4.27	-47.32	0.006	-16.52	0.91	-144.90
2.40	0.58	151.61	4.39	-58.58	0.007	-25.56	0.93	-147.07
2.50	0.53	157.38	4.37	-72.92	0.009	-38.70	0.95	-149.76
2.60	0.52	167.15	4.20	-87.72	0.007	-52.32	0.96	-152.89
2.70	0.58	174.87	3.88	-102.47	0.008	-69.96	0.97	-155.81
2.80	0.65	177.98	3.42	-116.09	0.006	-80.21	0.97	-158.23
2.90	0.74	177.73	2.98	-128.93	0.006	-99.78	0.96	-160.60
3.00	0.80	175.15	2.53	-138.41	0.005	-119.97	0.96	-162.49
3.10	0.85	172.80	2.16	-147.75	0.004	-141.80	0.95	-164.16
3.20	0.88	170.45	1.85	-154.40	0.003	-149.33	0.95	-165.84
3.30	0.90	167.38	1.61	-161.06	0.003	-148.32	0.94	-167.06
3.40	0.92	164.78	1.40	-167.06	0.002	170.04	0.94	-168.50
3.50	0.93	162.21	1.25	-171.97	0.004	154.83	0.94	-169.83
3.60	0.94	160.05	1.10	-175.94	0.004	152.92	0.94	-170.97
3.70	0.94	157.64	1.00	-179.26	0.005	138.47	0.94	-172.18
3.80	0.95	155.78	0.90	176.14	0.006	132.27	0.93	-173.24
3.90	0.95	153.40	0.84	171.68	0.007	123.62	0.93	-174.53
4.00	0.95	151.26	0.77	168.54	0.007	123.57	0.93	-175.56
4.10	0.95	148.89	0.73	164.98	0.008	110.61	0.92	-176.60
4.20	0.96	146.32	0.68	161.09	0.009	107.64	0.92	-177.84
4.30	0.95	143.92	0.66	157.85	0.011	96.89	0.92	-178.79
4.40	0.95	140.71	0.63	154.07	0.012	94.01	0.92	-179.95
4.50	0.96	137.18	0.61	150.11	0.013	88.39	0.92	178.92
4.60	0.96	133.23	0.61	146.45	0.015	82.84	0.92	177.68
4.70	0.95	129.21	0.60	142.40	0.016	74.42	0.91	176.35
4.80	0.95	124.24	0.60	137.31	0.018	66.72	0.91	175.22
4.90	0.96	118.27	0.61	132.50	0.021	59.95	0.90	173.83
5.00	0.96	111.62	0.62	126.80	0.022	54.30	0.90	172.54
5.10	0.95	103.04	0.65	120.94	0.025	47.20	0.90	171.14
5.20	0.96	92.99	0.67	113.37	0.027	38.78	0.89	169.67
5.30	0.96	80.30	0.70	105.36	0.032	28.47	0.88	168.11
5.40	0.96	65.14	0.74	94.28	0.036	16.94	0.87	166.53
5.50	0.97	45.94	0.78	83.11	0.041	4.00	0.86	164.91



GaN-HEMT 20W

EGN26C020MK

High Voltage - High Power GaN-HEMT

MK Package Outline Metal-Ceramic Hermetic Package

