




8PH

**SINGLE-PHASE FULL WAVE BRIDGE  
8 AMPERES  
FOR P.C. BOARD AND HEAT SINK MOUNTING**



This mark indicates recognition under the component program of Underwriters Laboratories, inc.

PRV/Leg	50V	100V	200V	400V	600V	800V	1000V
Type No.	8PH05	8PH10	8PH20	8PH40	8PH60	8PH80	8PH100

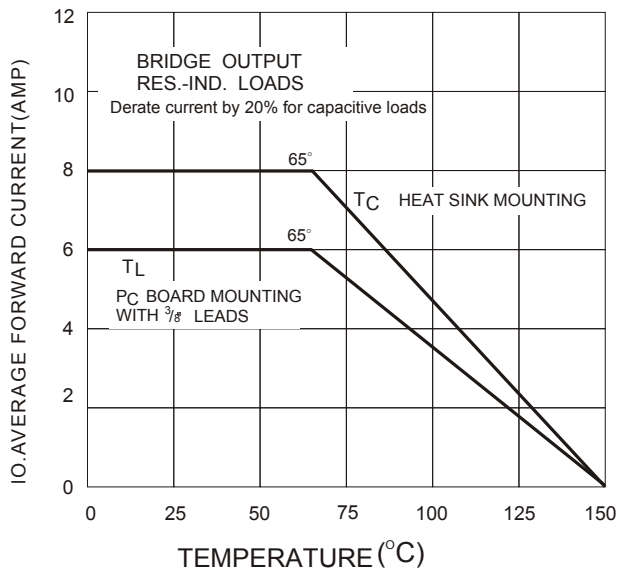
**ELECTRICAL CHARACTERISTICS PER LEG**  
(at  $T_A=25\text{ }^\circ\text{C}$  Unless Otherwise Specified)

Average Output Current, $I_o$ @ $65\text{ }^\circ\text{C}$ $T_c$ (Fig.1)	8	Amp
Max. Forward Voltage Drop, $V_F=1.0\text{ V}$ @ $I_F =$	2.5	Amp
Max.DC Reverse Current @ PRV, $I_R$	10	$\mu\text{A}$
Max.DC Reverse Current @ PRV, and $100\text{ }^\circ\text{C}$ , $I_R$	300	$\mu\text{A}$
Max.Peak Surge Current, $I_{FSM}$ (8.3ms) (Fig.2)	300	Amp
Thermal Resistance, $R\theta_{j-c}$	5.8	$^\circ\text{C}/\text{W}$
Ambient Operating Temperature Range, $T_A$	-55 to +150	$^\circ\text{C}$
Storage Temperature Range, $T_{STG}$	-55 to +150	$^\circ\text{C}$

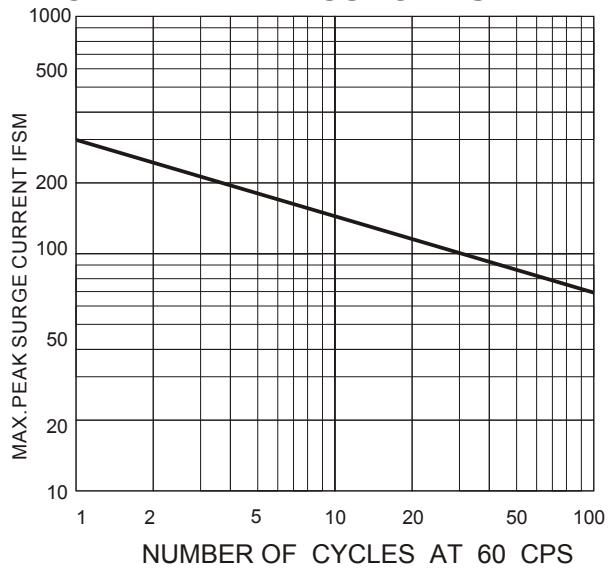
Note 1: Derate  $I_o$  by 20% for capacitive loads

EDI reserves the right to change these specifications at any time without notice

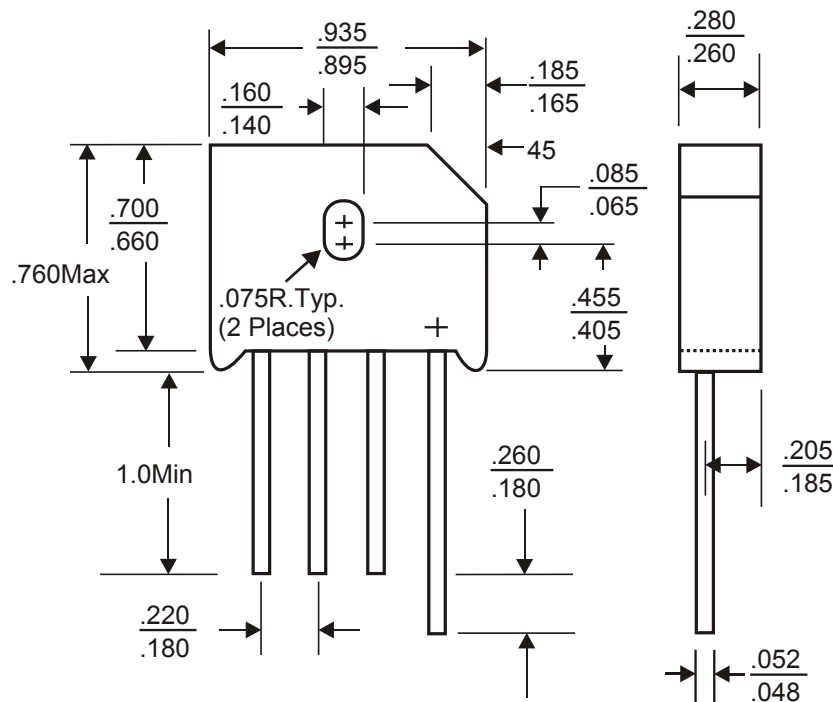
**FIG.1  
CURRENT DERATING**



**FIG.2  
NON-REPETITIVE SURGE CURRENT**



**FIG.3  
CASE STYLE FOR 8PH**



Dielectric test voltage 2,500 V rms., max. 50-60Hz

NOTE Maximum lead and terminal temperature for soldering, 3/8 inch from case, 5 seconds at 250 °C.

**ELECTRONIC DEVICES, INC.** DESIGNERS AND MANUFACTURERS OF SOLID STATE DEVICES SINCE 1951.

21 GRAY OAKS AVENUE \* YONKERS, NEW YORK 10710 914-965-4400 \* FAX 914-965-5531 \* 1-800-678-0828

e-mail: sales@edidiodes.com \* website: <http://www.edidiodes.com>