



PK

MINIBRIDGE®
 10 AMPERES
 SINGLE-PHASE FULL-WAVE BRIDGES
 HEAT SINK AND CHASSIS MOUNTING



RUL This mark indicates recognition under the component program of Underwriters Laboratories, Inc.

PK SERIES

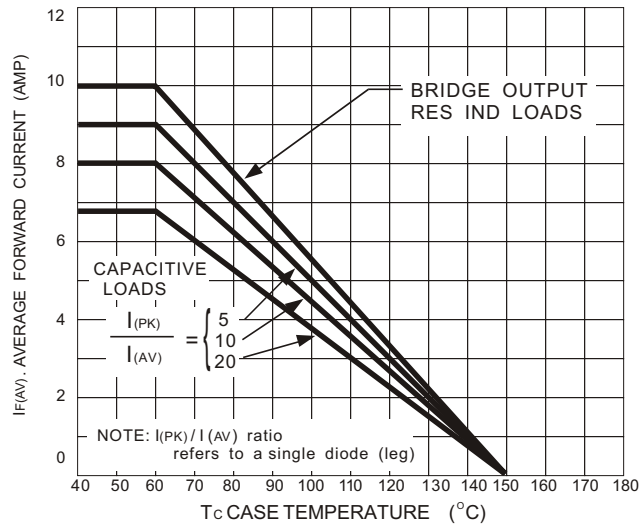
PRV/Leg	50V	100V	200V	400V	600V	800V	1000V
Type No.	PK05	PK 10	PK 20	PK 40	PK 60	PK 80	PK 100

ELECTRICAL CHARACTERISTICS PER LEG
 (at T_A =25 °C Unless Oterwise Specified)

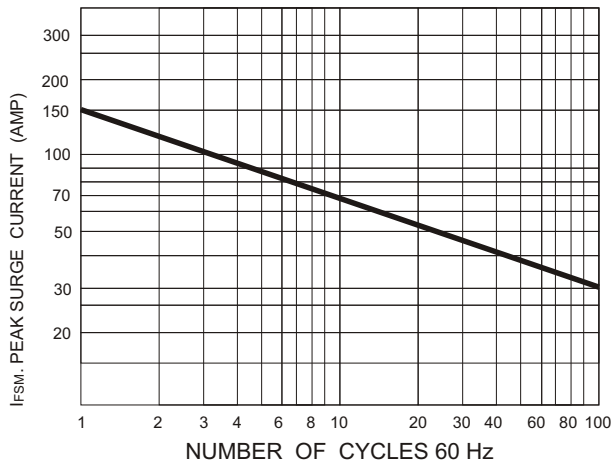
Max. Forward Voltage Drop, V _F =1.0 V @ I _F =	2.0	Amps
Max. DC Reverse Current @ PRV and 25°C, I _R	3	μA
Max. DC Reverse Current @ PRV and 100°C, I _R	75	μA
Max. Peak Surge Current, I _{FSM} (8.3ms)	150	Amp
Storage Temperature Range, T _{STG}	-55 to +150	°C
Thermal Resistance (Total Bridge), R _{θj-c}	5.1 typ.	°C/W

EDI reserves the right to change these specifications at any time without notice.

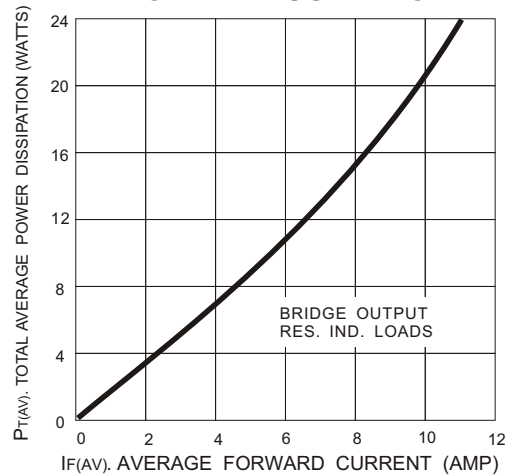
**Figure 1
PK SERIES CURRENT DERATING**



**Figure 2
NON-REPETITIVE SURGE CURRENT**

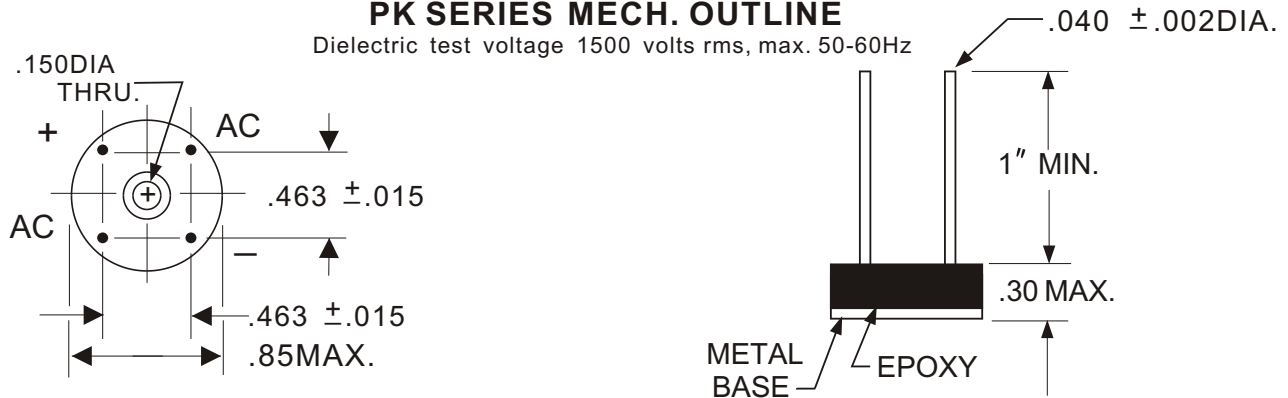


**Figure 3
POWER DISSIPATION**



PK SERIES MECH. OUTLINE

Dielectric test voltage 1500 volts rms, max. 50-60Hz



- NOTE: 1. A thin film of silicone thermal compound is recommended between the Minibridge® case and mounting surface for improved thermal conduction.
2. Fast-on terminals available. See PKF Series.

ELECTRONIC DEVICES, INC. DESIGNERS AND MANUFACTURERS OF SOLID STATE DEVICES SINCE 1951.

21 GRAY OAKS AVENUE * YONKERS, NEW YORK 10710 914-965-4400 * FAX 914-965-5531 * 1-800-678-0828

e-mail:sales@ediodes.com * website: http://www.ediodes.com