





4PH

**SINGLE-PHASE FULL WAVE BRIDGE
4 AMPERES
FOR P.C. BOARD AND HEAT SINK MOUNTING**



 This mark indicates recognition under the component program of Underwriters Laboratories, inc.

| | | | | | | | |
|----------|-------|-------|-------|-------|-------|-------|--------|
| PRV/Leg | 50V | 100V | 200V | 400V | 600V | 800V | 1000V |
| Type No. | 4PH05 | 4PH10 | 4PH20 | 4PH40 | 4PH60 | 4PH80 | 4PH100 |

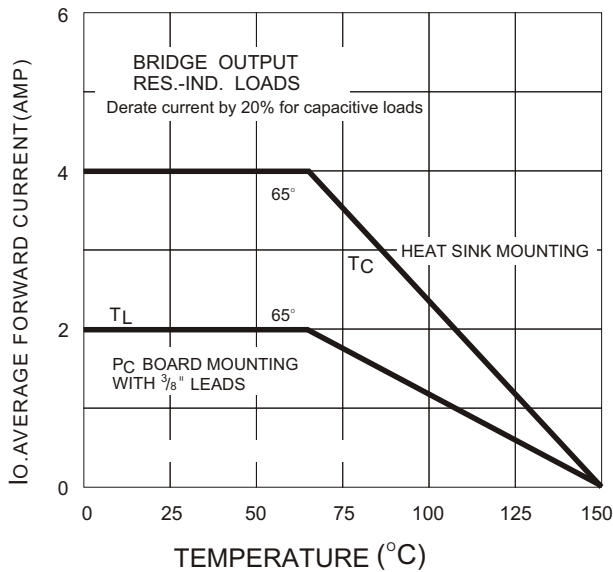
ELECTRICAL CHARACTERISTICS PER LEG
(at T_A=25 °C Unless Otherwise Specified)

| | | |
|---|------------|-----|
| Average Output Current, I _O @ 65 °C T _C (Fig.1) | 4 | Amp |
| Max.Forward Voltage Drop, V _F = 1.0V @ I _F = | 2.5 | Amp |
| Max.DC Reverse Current @ PRV, and 25 °C , I _R | 10 | μA |
| Max.DC Reverse Current @ PRV, and 100°C, I _R | 300 | μA |
| Max.Peak Surge Current, I _{FSM} (8.3ms) (Fig.2) | 150 | Amp |
| Ambient Operating Temperature Range, T _A | -55 to+150 | °C |
| Storage Temperature Range, T _{STG} | -55 to+150 | °C |

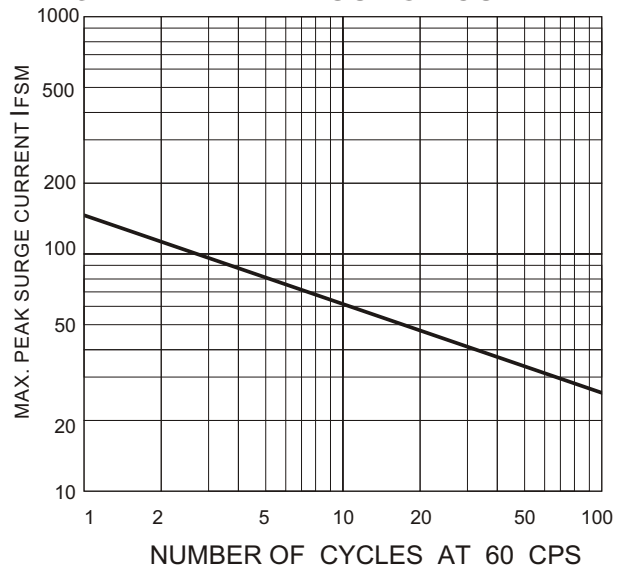
Note 1:Derate I_O by 20% for capacitive loads

EDI reserves the right to change these specifications at any time without notice.

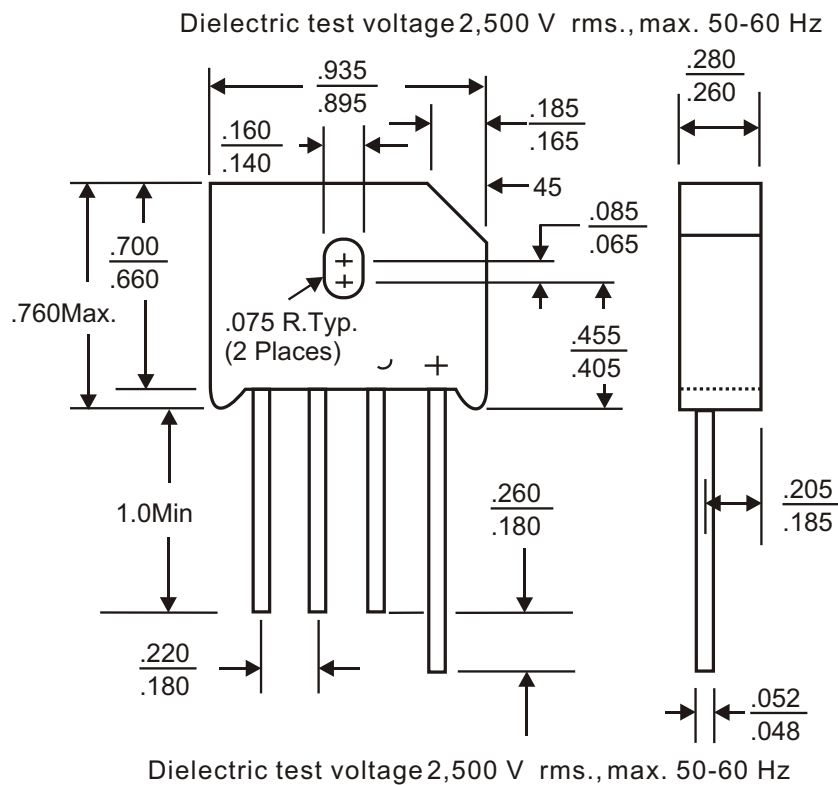
**FIG.1
CURRENT DERATING**



**FIG.2
NON-REPETITIVE SURGE CURRENT**



**FIG.3
MECHANICAL
CASE STYLE FOR 4PH**



NOTE Maximum lead and terminal temperature for soldering, 3/8 inch from case, 5 seconds at 250°C
 ELECTRONIC DEVICES, INC. DESIGNERS AND MANUFACTURERS OF SOLID STATE DEVICES SINCE 1951.
 21 GRAY OAKS AVENUE * YONKERS, NEW YORK 10710 914-965-4400 * FAX 914-965-5531 * 1-800-678-0828
 e-mail:sales@edidiodes.com * website:http://www.edidiodes.com