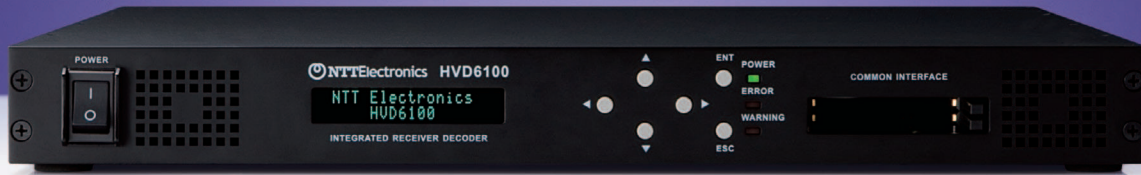


AVC/H.264 and MPEG-2 HDTV/SDTV
Integrated Receiver Decoder (IRD)

HVD6100

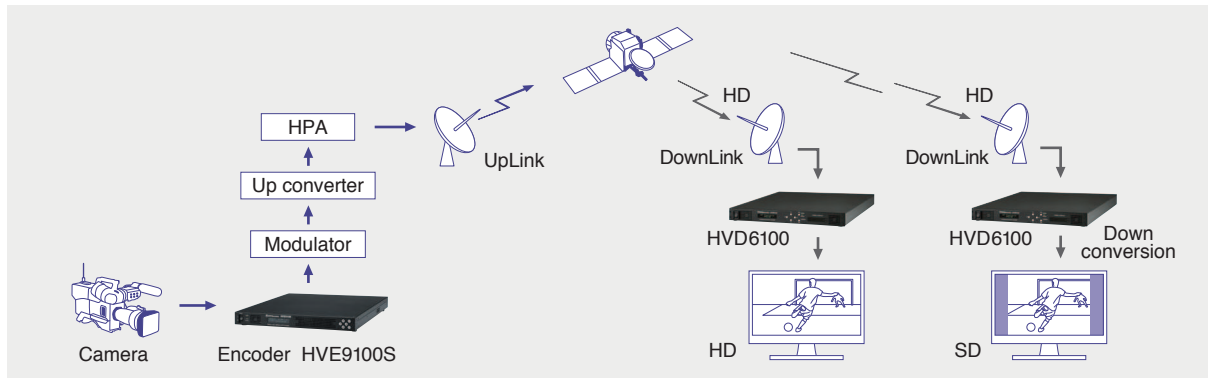
**AVC / H.264
& MPEG-2
4:2:2 / 4:2:0
IRD**




Multi-format IRD for AVC/H.264 and MPEG-2 4:2:2/4:2:0 HDTV/SDTV contribution and distribution with DVB-S2 demodulator

- State-of-the-art Demodulation (HVD6100 PS2 model)
 - DVB-S2 demodulator up to 32APSK
 - Supports DVB-DSNG: 16QAM, 8PSK (TC8PSK)
 - VCM and ASI Multistream mode for countermeasures for rain fade
- Broadcast Contribution Decoder
 - 3 Frames low latency with low bitrate (HVE9100S combination)
 - Built-In Ethernet Interface for IP connections with FEC

Application



Rear Panel * Photo: HVD6100

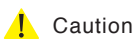


- ① EIA-232C
- ② GENLOCK IN
- ③ ASI IN
- ④ CVBS OUT
- ⑤ AUDIO OUT1
- ⑥ AUDIO OUT2
- ⑦ ALARM
- ⑧ AES OUT1
- ⑨ AES OUT2
- ⑩ AES OUT3
- ⑪ AES OUT4
- ⑫ TS/IP IN/OUT
- ⑬ MANAGEMENT
- ⑭ HD-SDI / SD-SDI / ASI x 3 Switchable
- ⑮ HDMI OUT
- ⑯ Video OUT
- ⑰ YPbPr/RGB
- ⑱ TUNER IN**
- ⑲ TUNER OUT**
- ⑳ AC 100 - 240V IN

** HVD6100 - PS2 Input x 2 (⑰ TUNER IN B, ⑱ TUNER IN A)

Specification

Features		Specifications		
Demodulation	RF Demodulation	Specifications	HVD6100 Premium Demodulator Model HVD6100 PS2-32A/HVD6100 PS2-16A/HVD6100 PS2-8PS	HVD6100 Standard Demodulator Model HVD6100
		Demodulation/ Symbol Rate (MSPS)	DVB-S2 (EN302 307): QPSK, 8PSK; 0.256 to 45MSPS (Data rates < 1MSPS require pilots) (32A,16A, 8PS) 16APSK; 0.256 to 45MSPS (Data rates < 1MSPS require pilots) (32A, 16A model) 32APSK; 1 to 33MSPS (Normal Frames only) (32A model)	DVB-S2 (EN302 307): QPSK, 8PSK; 5 to 45MSPS
			DVB-S (EN300 421) / DVB-DSNG (EN301 210): QPSK, 8PSK, 16QAM: 1 to 45MSPS	DVB-S (EN300 421): QPSK: 5 to 45MSPS
		Coding and Modulation	Auto-CCM, CCM*, VCM* *ASI multistream capable	Auto-CCM
		Frame Length	Short Frame: 16kbits, Normal Frame: 64kbits	Normal Frame: 64kbits
		FEC	(DVB-S2) QPSK: 1/4, 1/3, 2/5, 1/2, 3/5, 2/3, 3/4, 4/5, 5/6, 8/9, 9/10 8PSK: 3/5, 2/3, 3/4, 5/6, 8/9, 9/10 16APSK: 2/3, 3/4, 4/5, 5/6, 8/9, 9/10 (32A, 16A model) 32APSK: 3/4, 4/5, 5/6, 8/9, 9/10 (32A model)	(DVB-S2) QPSK: 1/2, 3/5, 2/3, 3/4, 4/5, 5/6, 8/9, 9/10 8PSK: 3/5, 2/3, 3/4, 5/6, 8/9, 9/10
		Pilot tones	Pilot tones detection for low data rates and LNB' switch a bad phase noise (in 8PSK or higher)	
		Input Frequency Range	IF 950 - 2150MHz (L-Band)	
		Roll-off Factor	DVB-S2: 0.20, 0.25, 0.35; DVB-S: 0.25, 0.35	
		Signal Level	- 65 to - 45dBm@1MSPS; - 60 to - 35dBm@10MSPS; - 53 to - 28dBm@45MSPS Max total input power: - 25dBm	- 65 to - 25dBm
		RF Input connector	Dual 75 ohm F (Female), Input selectable	75 ohm F (Female) input x 1, throughout x 1
		LNB Power and Control	DC output: Off/13V (Vertical)/18V (Horizontal)	
			Max Current: 300mA	Max Current: 350mA
			Band Switching: Off/22kHz	
		LNB switching: DiSEqC 1.0		
Decode	Input Stream Type	Stream Type	MPEG-2 TS (188/204bytes)	
		Input Interface	DVB-ASI, IP, RF	
		Max. Input Rate	HD: 160Mbps (with BISS: 150Mbps), SD: 50Mbps	
	IP Input/ Output	Decryption	None, BISS-1, BISS-E, DVB-CI (Viaccess, BetaCrypt, etc)	
		Interface	100/1000Base-T (RJ-45), TS over IP	
		Format	RTP/UDP, Unicast/Multicast, IGMPv2, IPv4	
	Video Decode	Maximum Bitrate	80Mbps with ProMPEG (Bitrate will decrease when using both In/Out at the same time)	
		IP FEC	ProMPEG (Cop3v2 Annex A)	
		Output Format	HD-SDI (SMPTE292M), SD-SDI (SMPTE259M); Selectable at 3 BNC (HD-SDI/SD-SDI/ASI) output YPbPr/RGB* (D-sub 15pin), CVBS (SD Composite NTSC/PAL) *Sync on Green	
	Video Format	Profile/Level	MPEG-4 AVC/H.264 Video; Profile: High422 (8bit), High, Main, Level: 4.0, 3.2, 3.0 MPEG-2 Video; HD: MP@HL, 422P@HL; SD: MP@ML, 422P@ML	
		Video Format	1080i: 25/29.97 (SMPTE274M), 1920 x 1080, 1440 x 1080	
			720p: 50/59.94 (SMPTE296M), 1280 x 720 576i: 25 (ITU-R BT.656-4), 720 x 576 480i: 29.97 (SMPTE125M), 720 x 480	
	Down Conversion Video Format	Supported Format	HD to SD (1080i 29.97 to 480i 29.97, 1080i 29.97 to 576i 25, 1080i 25 to 576i 25, 720p 50 to 576i 25, 720p 59.94 to 480i 29.97), HD to HD (1080i 29.97 to 1080i 25)	
		Down Conversion	Panscan, Letterbox, Full Frame	
		Output Interface	SD-SDI/HD-SDI, CVBS for monitoring	
	Audio Decode	Output Interface	SDI (Embedded Audio), AES-3id (BNC) x 4; Balanced Output (Analog 2ch + Digital 1ch) x 2	
		Decode Format (4 PES, 8ch Max.)	MPEG-1 Audio Layer II: 1ch/2ch (1 + 1, 2/0)	
			MPEG-2 AAC: 1ch/2ch (1 + 1, 2/0)/5.1ch & down-mix	
Dolby Digital: 1ch/2ch (1 + 1, 2/0)/5.1ch & down-mix SMPTE302M: 2ch/4ch/6ch/8ch; Dolby-E Pass-through				
Control	Local Operation	Power ON/OFF, Front Control Key		
	Remote Operation	SNMP2.0, HTTP (Web GUI)		
Body	Dimensions/Weight	1U 19" Full-rack size, W430 x D465 x H45mm (W16.9" x D18.3" x H1.77" approx.), 8kg/17.6lbs (approx.)		
	Power Source/Power Consumption	AC 100 - 240V, 50Hz/60Hz, Approx. 80W		
Standard Accessories		Rackmount Bracket (L/R) x 1 set, Audio Cable (D-SUB 9 pin to Balanced Audio) x 2		



Caution

- In order to ensure correct and safe use, please be sure to read the User's Guide beforehand.
- Do not install in locations exposed to water, humidity, steam, dust, or mist. Doing so could cause fire, electric shock, or equipment failure.

- Features and specifications are subject to change without prior notice.
- When exporting our products or technologies, please comply with the Foreign Exchange and Foreign Trade Law.
- Dolby is a trademark of Dolby Laboratories.



NTT Electronics Corporation

Overseas System Business Department

New Stage YOKOHAMA, 1-1-32 Shin-urashimacho,
Kanagawa-ku, Yokohama-shi, Kanagawa 221-0031, Japan

TEL: +81-45-414-9180

FAX: +81-45-453-9710

E-mail: sys-info-w@ntt-el.com

URL: <http://www.ntt-electronics.com/en>

Sales Agent