

15A Avg.

600 Volts

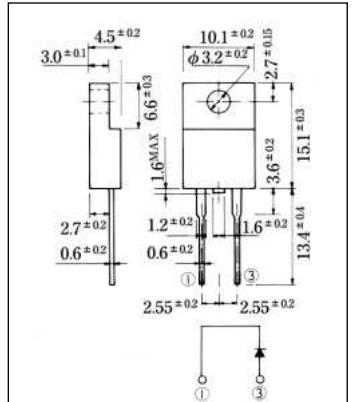
FRED

FSU20B60

■最大定格 Maximum Ratings

Item	Symbol	Conditions	Unit
くり返しピーク逆電圧 Repetitive Peak Reverse Voltage	$V_{RRM}$	600	V
平均整流電流 Average Rectified Forward Current	$I_O$	50Hz、正弦半波通電抵抗負荷 50Hz Half Sine Wave Resistive Load	15 A
実効順電流 R.M.S. Forward Current	$I_F(RMS)$	23.5	A
サージ順電流 Surge Forward Current	$I_{FSM}$	160 50Hz正弦半波、1サイクル、非くり返し 50Hz Half Sine Wave, 1cycle, Non-repetitive	A
動作接合温度範囲 Operating Junction Temperature Range	$T_{jw}$	-40~+150	°C
保存温度範囲 Storage Temperature Range	$T_{stg}$	-40~+150	°C
締付トルク Mounting torque	$F_{tor}$	推奨値 Recommended Value	0.5 N·m

■OUTLINE DRAWING(mm)



■APPROX. NET WEIGHT:1.7g

■電氣的・熱的特性 Electrical/Thermal Characteristics

Item	Symbol	Conditions	Min.	Typ.	Max.	Unit
ピーク逆電流 Peak Reverse Current	$I_{RM}$	$T_j=25^{\circ}C, V_{RM}=V_{RRM}$	—	—	30	$\mu A$
ピーク順電圧 Peak Forward Voltage	$V_{FM}$	$T_j=25^{\circ}C, I_{FM}=15A$	—	—	2.42	V
		$T_j=25^{\circ}C, I_{FM}=20A$	—	—	2.60	V
逆回復時間 Reverse Recovery Time	$t_{rr}$	$I_{FM}=10A, -di/dt=50 A/\mu s, T_j=25^{\circ}C$	—	34	50	ns
熱抵抗 Thermal Resistance	$R_{th(j-c)}$	接合部・ケース間 Junction to Case	—	—	3	°C/W
	$R_{th(c-f)}$	ケース・フィン間 Case to Fin	—	—	1.5	°C/W

■定格・特性曲線

FIG.1

順電圧特性  
FORWARD CURRENT VS. VOLTAGE

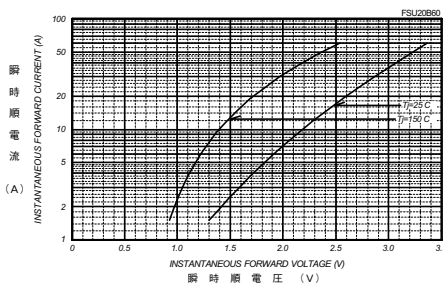


FIG.2

平均順電圧損失特性  
AVERAGE FORWARD POWER DISSIPATION

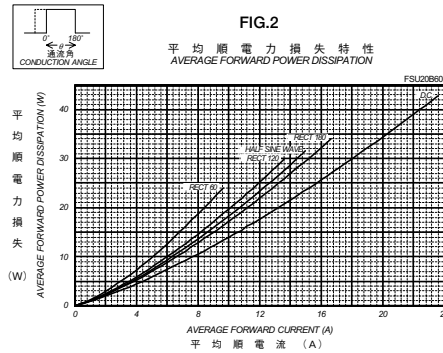


FIG.3

平均順電流-ケース温度定格  
AVERAGE FORWARD CURRENT VS. CASE TEMPERATURE

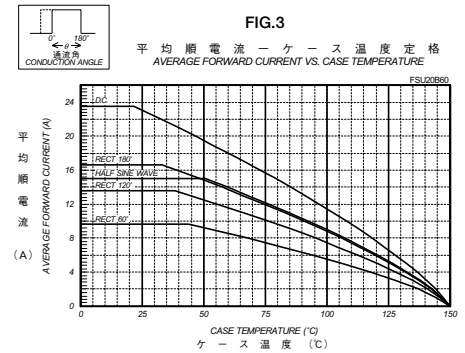


FIG.4

サージ順電流定格  
SURGE CURRENT RATINGS

f=50Hz Half Sine Wave, Non-Repitive, No Load

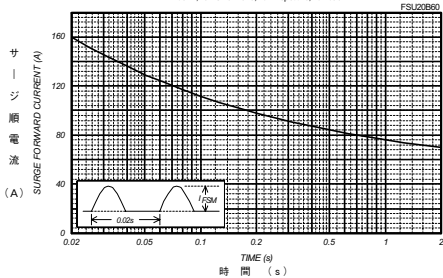


FIG.5

サージ実効順電流定格  
RMS SURGE CURRENT RATINGS

Ta=40°C Non-Repitive, No Load

