

5A Avg.

600 Volts

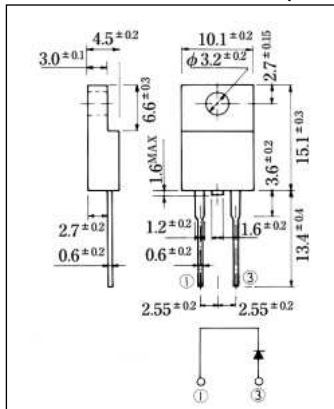
FRED

FSU05A60

■最大定格 Maximum Ratings

Item	Symbol	Conditions	Unit
くり返しピーク逆電圧 Repetitive Peak Reverse Voltage	V_{RRM}	600	V
平均整流電流 Average Rectified Forward Current	I_O	50Hz, 正弦半波通電抵抗負荷 50Hz Half Sine Wave Resistive Load	5 A
実効順電流 R.M.S. Forward Current	$I_F(RMS)$	7.8	A
サージ順電流 Surge Forward Current	I_{FSM}	70 50Hz正弦半波, 1サイクル, 非くり返し 50Hz Half Sine Wave, 1cycle, Non-repetitive	A
動作接合温度範囲 Operating Junction Temperature Range	T_{jw}	-40~+150	°C
保存温度範囲 Storage Temperature Range	T_{stg}	-40~+150	°C
締付トルク Mounting torque	F_{tor}	推奨値 Recommended Value	0.5 N·m

■OUTLINE DRAWING(mm)



■APPROX. NET WEIGHT:1.7g

■電氣的・熱的特性 Electrical/Thermal Characteristics

Item	Symbol	Conditions	Min.	Typ.	Max.	Unit
ピーク逆電流 Peak Reverse Current	I_{RM}	$T_j=25^{\circ}C, V_{RM}=V_{RRM}$	—	—	30	μA
ピーク順電圧 Peak Forward Voltage	V_{FM}	$T_j=25^{\circ}C, I_{FM}=5A$	—	0.9	2.3	V
逆回復時間 Reverse Recovery Time	t_{rr}	$I_{FM}=5A, -di/dt=50 A/\mu s, T_j=25^{\circ}C$	—	25	35	ns
熱抵抗 Thermal Resistance	$R_{th(j-c)}$	接合部・ケース間 Junction to Case	—	—	5	°C/W
	$R_{th(c-f)}$	ケース・フィン間 Case to Fin	—	—	1.5	°C/W

■定格・特性曲線

FIG.1

順電圧特性
FORWARD CURRENT VS. VOLTAGE

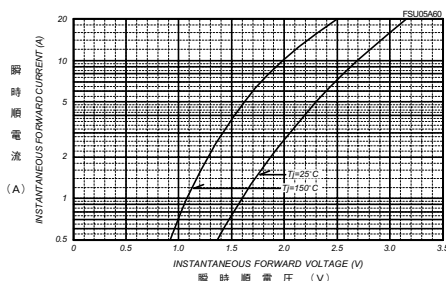


FIG.2

平均順電力損失特性
AVERAGE FORWARD POWER DISSIPATION

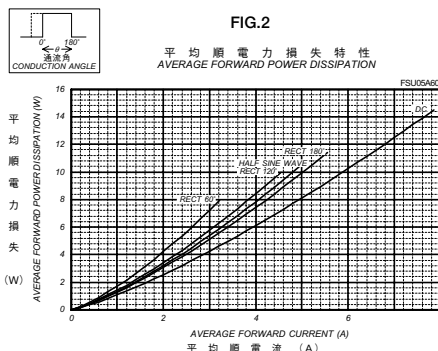


FIG.3

平均順電流-ケース温度定格
AVERAGE FORWARD CURRENT VS. CASE TEMPERATURE

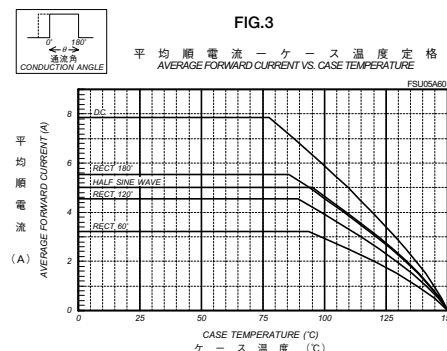


FIG.4

サージ順電流定格
SURGE CURRENT RATINGS

f=50Hz Sine Wave, Non-Repetitive, No Load

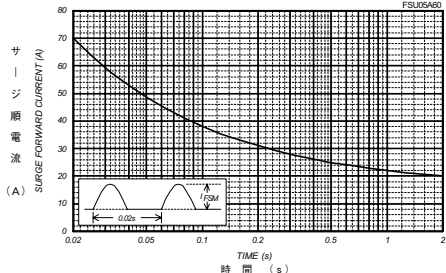


FIG.5

サージ実効順電流定格
RMS SURGE CURRENT RATINGS

Ta=40°C, Non-Repetitive, No Load

