

30A Avg.

60 Volts

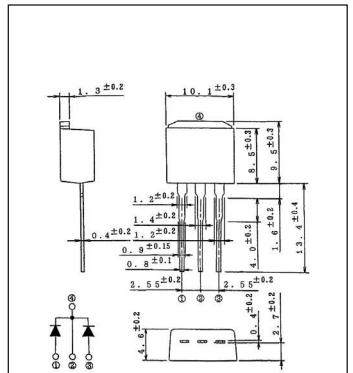
SBD

C30T06QH-11A

■最大定格 Maximum Ratings

| Item | Symbol | Conditions | Unit | | |
|--|------------|---|-------------------|------------|---|
| くり返しピーク逆電圧 Repetitive Peak Reverse Voltage | V_{RRM} | 60 | V | | |
| くり返しピークサージ逆電圧 Repetitive Peak Surge Reverse Voltage | V_{RRSM} | 65 パルス幅 $1 \mu s$ 以下、デューティ1/50以下 pulse width $\leq 1 \mu s$ duty $\leq 1/50$ | V | | |
| 平均整流電流 Average Rectified Forward Current | I_O | 50Hz、正弦全波通電抵抗負荷 50Hz Full Sine Wave Resistive Load | $T_c=108^\circ C$ | 30 | A |
| 実効順電流 R.M.S. Forward Current | $I_F(RMS)$ | 33.3 | | A | |
| サージ順電流 Surge Forward Current | I_{FSM} | 200 50Hz正弦全波、1サイクル、非くり返し 50Hz Full Sine Wave, 1cycle, Non-repetitive | | A | |
| 動作接合温度範囲 Operating Junction Temperature Range | T_{jw} | -40~+150 | | $^\circ C$ | |
| 保存温度範囲 Storage Temperature Range | T_{stg} | -40~+150 | | $^\circ C$ | |

■OUTLINE DRAWING(mm)



■APPROX. NET WEIGHT:1.45g

■電氣的・熱的特性 Electrical/Thermal Characteristics

| Item | Symbol | Conditions | Min. | Typ. | Max. | Unit |
|--------------------------------|---------------|--|------|------|------|--------------|
| ピーク逆電流 Peak Reverse Current | I_{RM} | $T_j=25^\circ C, V_{RM}=V_{RRM}$, 一素子あたり Per Diode | — | — | 1 | mA |
| ピーク順電圧 Peak Forward Voltage | V_{FM} | $T_j=25^\circ C, I_{FM}=15A$, 一素子あたり Per Diode | — | — | 0.69 | V |
| 熱抵抗 Thermal Resistance | $R_{th(j-c)}$ | 接合部・ケース間 Junction to Case | — | — | 1.5 | $^\circ C/W$ |

■定格・特性曲線

FIG.1

順電圧特性
FORWARD CURRENT VS. VOLTAGE

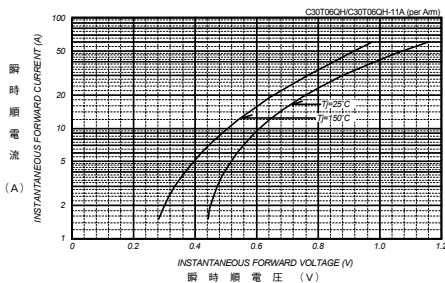


FIG.2

平均順電力損失特性
AVERAGE FORWARD POWER DISSIPATION

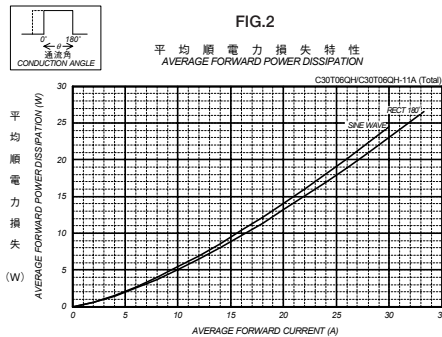


FIG.3

ピーク逆電流 - ピーク逆電圧特性
PEAK REVERSE CURRENT VS. PEAK REVERSE VOLTAGE

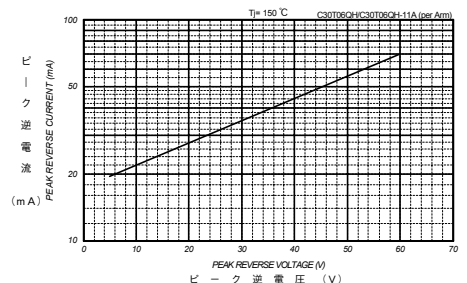


FIG.4

平均逆電力損失
AVERAGE REVERSE POWER DISSIPATION

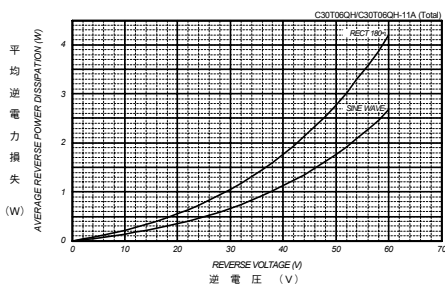


FIG.5

平均順電流 - ケース温度定格
AVERAGE FORWARD CURRENT VS. CASE TEMPERATURE

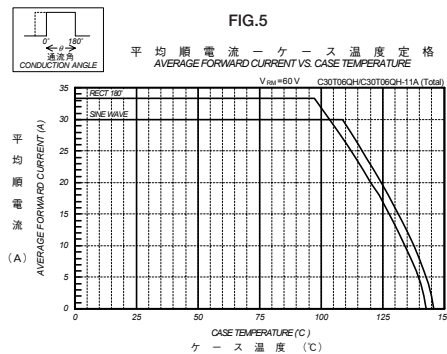


FIG.6

サージ順電流定格
SURGE CURRENT RATINGS

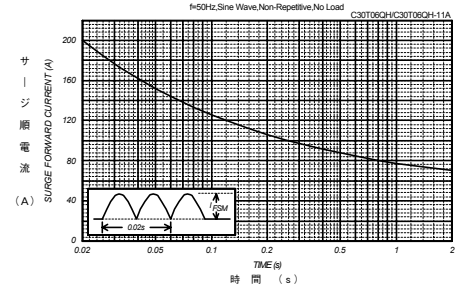


FIG.7

接合容量特性
JUNCTION CAPACITANCE VS. REVERSE VOLTAGE

