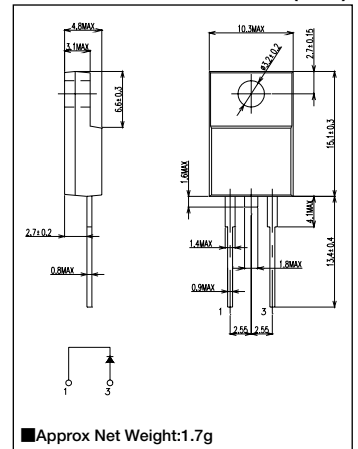


20A Avg. 900 Volts Standard Recovery Diode FSD20A90

■最大定格 Maximum Ratings

Item	Symbol	Conditions	Unit
くり返しピーク逆電圧 Repetitive Peak Reverse Voltage	V_{RRM}	900	V
平均整流電流 Average Rectified Forward Current	I_O	50Hz、正弦半波通電抵抗負荷 50Hz Half Sine Wave Resistive Load	$T_C=102^{\circ}C$ 20
実効順電流 R.M.S. Forward Current	$I_F(RMS)$	31.4	A
サージ順電流 Surge Forward Current	I_{FSM}	200 50Hz正弦半波、1サイクル、非くり返し 50Hz Half Sine Wave, 1cycle, Non-repetitive	A
動作接合温度範囲 Operating Junction Temperature Range	T_{jw}	-40~+150	$^{\circ}C$
保存温度範囲 Storage Temperature Range	T_{stg}	-40~+150	$^{\circ}C$
締付トルク Mounting torque	F_w	推奨値 Recommended Value	0.5 N·m

■OUTLINE DRAWING(mm)



■電氣的・熱的特性 Electrical/Thermal Characteristics

Item	Symbol	Conditions	Min.	Typ.	Max.	Unit
ピーク逆電流 Peak Reverse Current	I_{RM}	$T_j=25^{\circ}C, V_{RM}=V_{RRM}$	—	—	50	μA
ピーク順電圧 Peak Forward Voltage	V_{FM}	$T_j=25^{\circ}C, I_{FM}=20A$	—	—	1.25	V
熱抵抗 Thermal Resistance	$R_{th(j-c)}$	接合部・ケース間 Junction to Case	—	—	1.5	$^{\circ}C/W$
	$R_{th(c-f)}$	ケース・フィン間 Case to Fin	—	—	1.5	$^{\circ}C/W$

■定格・特性曲線

FIG.1

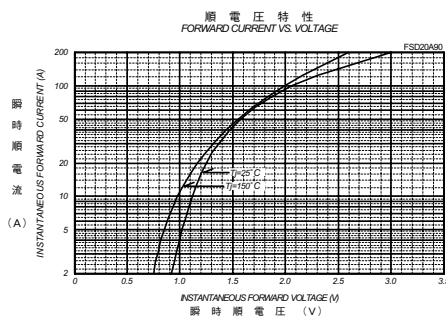


FIG.2

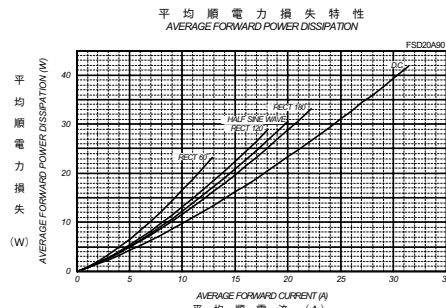


FIG.3

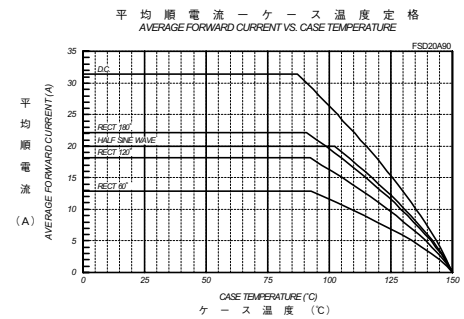


FIG.4

