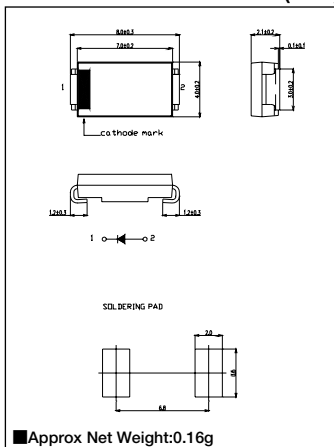


# 3A Avg. 100 Volts Standard Recovery Diode NSD03A10

## ■最大定格 Maximum Ratings

Item	Symbol	Conditions	Unit
くり返しピーク逆電圧 Repetitive Peak Reverse Voltage	$V_{RRM}$	100	V
平均整流電流 Average Rectified Output Current	$I_O$	50Hz 正弦半波抵抗負荷 50Hz half sine wave Resistance load	$T_a=25^{\circ}C^{*1}$ 1.57 A
			$T_l=108^{\circ}C^{*2}$ 3.0 A
実効順電流 R.M.S. Forward Current	$I_{F(RMS)}$	4.71	A
サージ順電流 Surge Forward Current	$I_{FSM}$	80 50Hz 正弦半波, 1 サイクル, 非くり返し 50Hz Half Sine Wave, 1 cycle, Non-repetitive	A
動作接合温度範囲 Operating Junction Temperature Range	$T_{jw}$	-40 ~ +150	$^{\circ}C$
保存温度範囲 Storage Temperature Range	$T_{stg}$	-40 ~ +150	$^{\circ}C$

## ■OUTLINE DRAWING(mm)



## ■電氣的・熱的特性 Electrical/Thermal Characteristics

Item	Symbol	Conditions	Min.	Typ.	Max.	Unit
ピーク逆電流 Peak Reverse Current	$I_{RM}$	$T_j=25^{\circ}C, V_{RM}=V_{RRM}$	—	—	50	$\mu A$
ピーク順電圧 Peak Forward Voltage	$V_{FM}$	$T_j=25^{\circ}C, I_{FM}=3A$	—	—	1.0	V
熱抵抗 Thermal Resistance	$R_{th(j-a)}$	接合部・周囲間*1 Junction to Ambient	—	—	89	$^{\circ}C/W$
	$R_{th(j-l)}$	接合部・リード間 Junction to Lead	—	—	13	$^{\circ}C/W$

\*1: アルミナ基板実装 / Alumina Substrate mounted (Soldering Lands= 2 × 3.5 mm, Both Sides)  
\*2:  $T_l$ : リード温度 /  $T_l$ : Lead Temperature

## ■定格・特性曲線

FIG.1

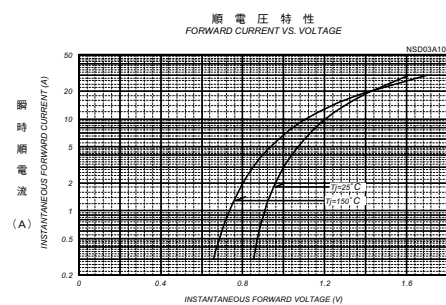


FIG.2

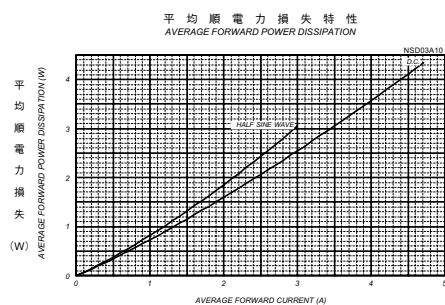


FIG.3

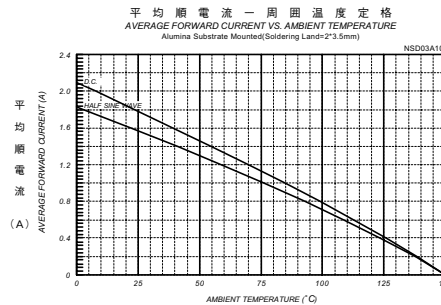


FIG.4

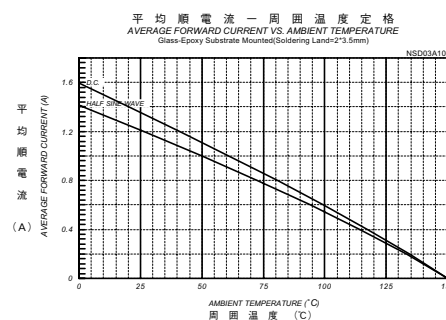


FIG.5

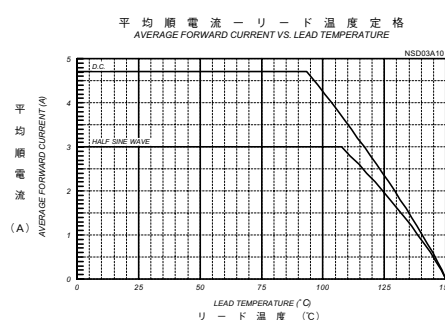


FIG.3

