


Specification Sheet - LMPS-750

The only electrolytic capacitor free power supply

Date : _____
 Client : _____
 Project : _____
 Type : _____
 Purchase order number : _____
 Quantity : _____




Designed for the architectural lighting industry, the **LMPS-750** power supply is part of the **HEICO lighting™ Contactless LED System**. The power supply is fully potted and suitable for use in dry and damp locations. The AC power of the LMPS is fed by electromagnetic induction to the LED array, which eliminates electrical contacts and risks of corrosion. The LMPS-750 is UL listed and its output is compliant to Class 2 security extra low voltage (SELV).

Benefits

- More than 90% efficiency
- Patented induction power technology
- Designed without electrolytic capacitors
- Protected against overloads
- Constant current source, no voltage drop over long distances
- Rugged design, power supply is entirely encapsulated
- Power supply as long lasting as the LEDs
- No polarity output
- 5-year warranty
- Designed and manufactured in North America

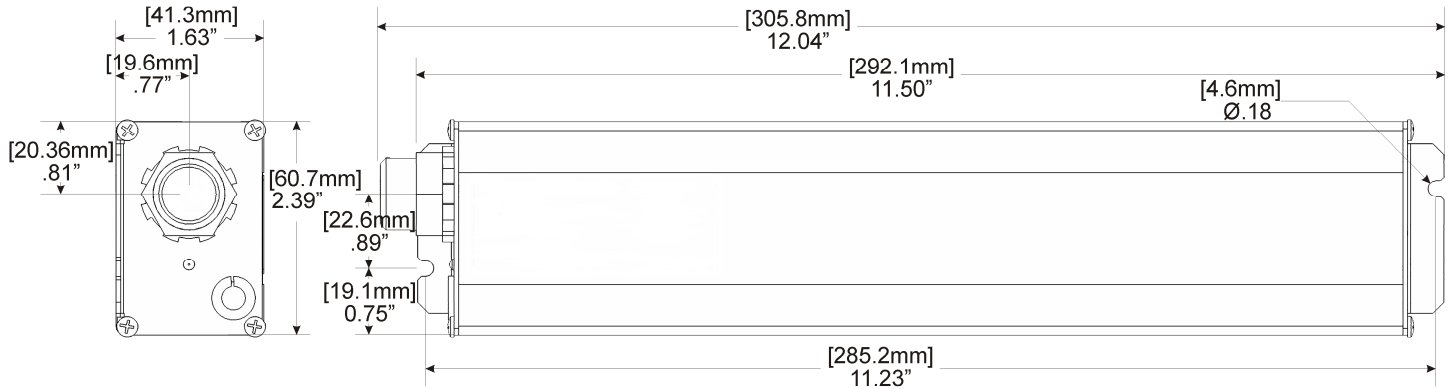
Characteristics

Input Voltage	120 VAC ± 10 %, 60 Hz
Maximum Input Current	0.80 A
Output Voltage	17 VAC, 16 kHz (Class 2 compliant)
Output Power	75 Watts
Power Factor	> 90%
Ambient Operating Temperature	-40 °F to 122 °F (-40 °C to 50 °C)
Operating Environment	Dry and damp locations
Ingress Protection Rating	IP67
Warranty	5 years
Weight	2.93 lbs (1326g)
Housing	Extruded aluminum
Listings	 Class 2 power units (SELV)

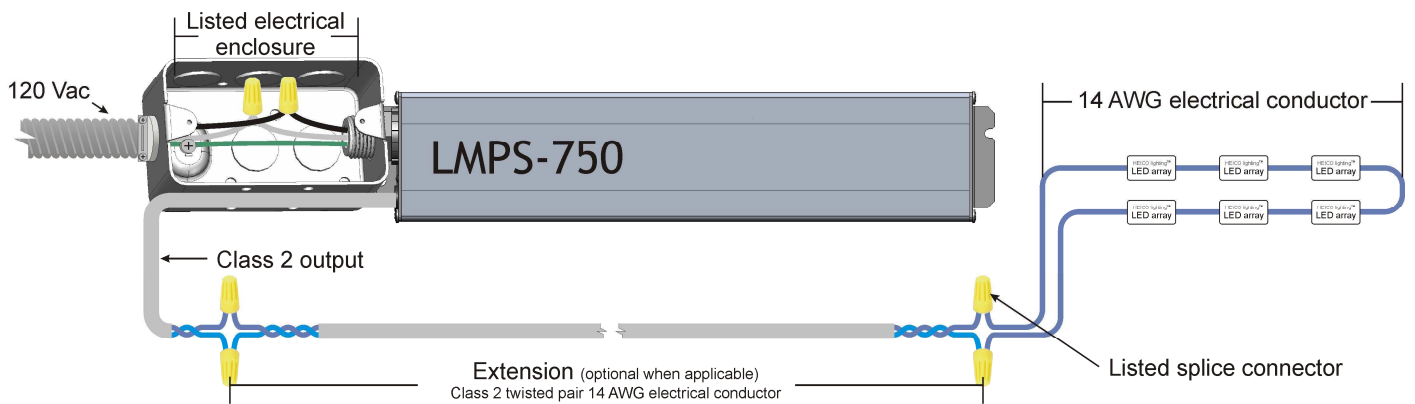


The LMPS-750 shall only be used with HEICO lighting™ compatible products. Failure to comply will void all warranties and UL/ETL listing.

Dimensions



Typical System Diagram



Electrical Requirements

- The LMPS-750 is to be powered by 120 VAC 60Hz electrical circuits.
- The output is designed to power compatible HEICO lighting™ LED arrays and is compliant to Class 2 security extra low voltage (SELV).
- To connect the LED arrays to the LMPS, use a 14 AWG UL or CSA listed electrical conductor approved for the purpose.
- Every LED array must be wired in series.

Additional References


- For complete technical drawings see technical bulletin #24 “Architectural CAD file package”.
- For mandatory installation requirements, refer to the installation guide of the LED product used.
- For proper wire selection and usage, refer to the “Wiring Selection Guide For Architectural Applications” (technical bulletin #27).

Ordering Procedure

Select your options

Description	1 - Family	2 - Input Voltage	3 - Output Power
Ordering code	<u>LMPS</u>	<u>120</u>	<u>75</u>

*The LMPS-750 can be used with all HEICO lighting™ LED modules.
For more information on our Virgolite™, D-LEDbar™ and clipNslide™ products,
visit www.heicolighting.com*



400 du Parc, Saint-Eustache
Québec, Canada, J7R 0A1
+ 1.450.491.5671
+ 1.800.665.1166