

USB Charge Controller IC for Dual USB Ports

Features

- Manages communication to allow charging to occur from 2 USB ports
- Provides multiple modes of charging to ensure all of the following specs can be met:
 - DCP mode per USB BC1.0, 1.1, & 1.2 spec
 - DCP mode per YD/T - 1591 Chinese Telecom Standard
 - Certain modes available can also support devices using non standard approaches to charges such as Apple products like iPhone, iPod and iPads.
- Patented Automatic USB Device Identification Circuit (used to determine charging mode required)
- ±4kV High ESD contact Protection on D+/D- per IEC61000-4-2 specification
- -40°C to + 85°C Operating Temperature Range
- Packaging (Pb-free & Green available):
 - 20-pin QSOP (Q)
 - 20-contact TQFN

Applications

- Universal Chargers (Wall, solar, cigarette)
- Automotive

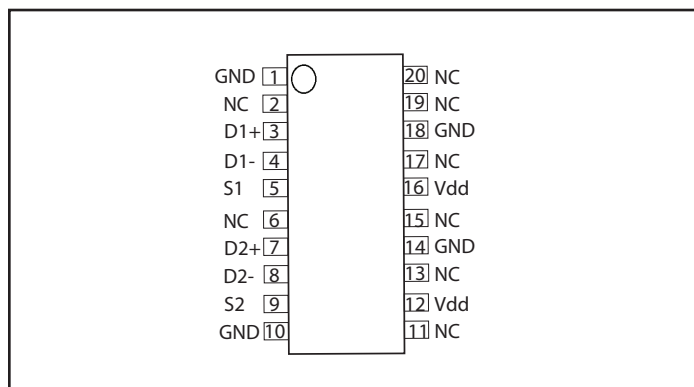
Description

USB ports have become the charging connector of choice for the majority of handheld devices such as MP3 players, Mobile phones, MP4 players, DSC, and even tablet/slate type devices.

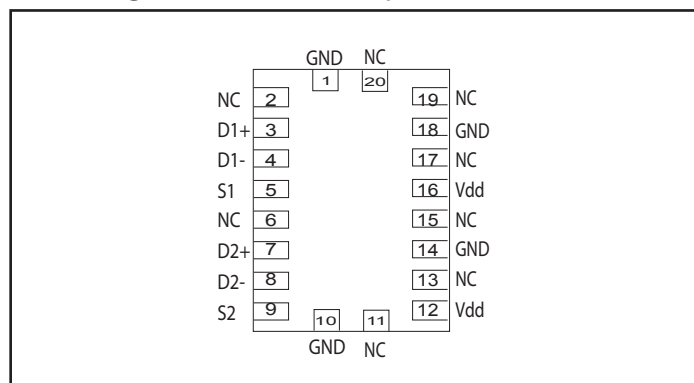
Although the mechanical connector has converged such that these handheld devices can charge using the same cable, the communication scheme followed by each USB device is different when it comes to setting up a charging link.

Pericom's PI5USB266 solves the multiple communication language problem by supporting all protocols available in the market. Therefore, regardless of what USB device is connected to a charger enabled by Pericom, the USB device will be able to understand the charging setup communication and in turn the USB device will be able to efficiently draw current to charge itself.

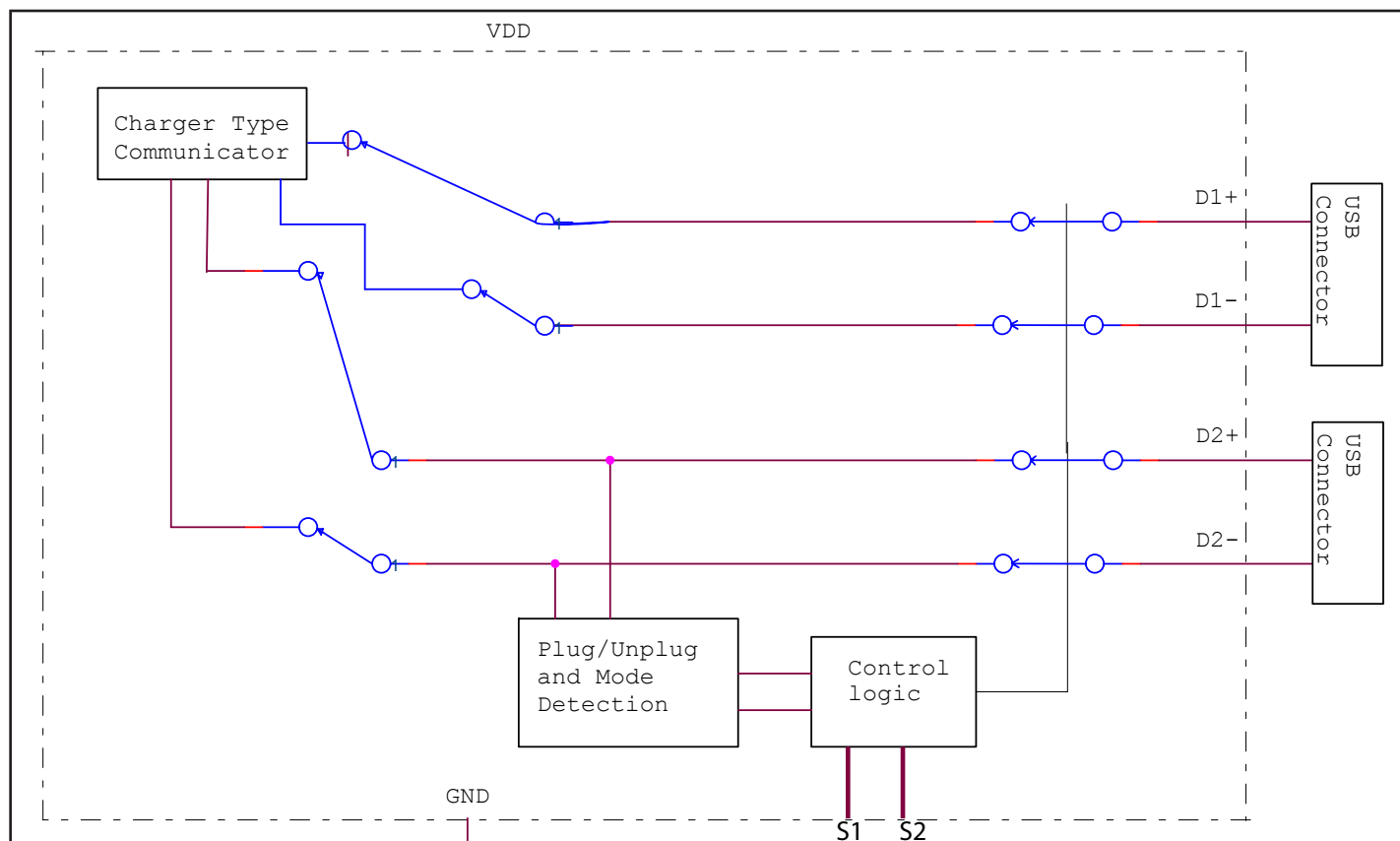
Pin Configuration, 20QE (Top View)



Pin Configuration, 20ZHE (Top View)



Block Diagram



Pinout Table

Pin No.	PinName	I/O Type	Description
1	GND	Ground	Ground
2, 6, 11, 13, 15, 17, 19, 20	NC	N/A	No Connect
3	D1+	I/O	USB positive data bus for port 1
4	D1-	I/O	USB negative data bus for port 1
5	S1	I	Control pin tie to ground for normal operation
7	D2+	I/O	USB positive data bus for port 2
8	D2-	I/O	USB negative data bus for port 2
9	S2	I	Control pin tie to ground for normal operation
10, 14, 18	GND	Ground	Ground
12, 16,	Vdd	Power	5V +/-10% Power Rail

Maximum Ratings (Above which the useful life may be impaired. For user guidelines, not tested)

All Inputs and Outputs	-0.5V to $V_{DD} + 0.5V$
Storage temperature.....	-65 to +150°C
Ambient Operating Temperature.....	-40 to +85°C
Supply Voltage to Ground Potential (V_{DD})	+5.5V
Junction Temperature	+150°C
Soldering Temperature (Max of 10 seconds)	+260°C

Note:

Stresses greater than those listed under MAXIMUM RATINGS may cause permanent damage to the device. This is a stress rating only and functional operation of the device at these or any other conditions above those indicated in the operational sections of this specification is not implied. Exposure to absolute maximum rating conditions for extended periods may affect reliability.

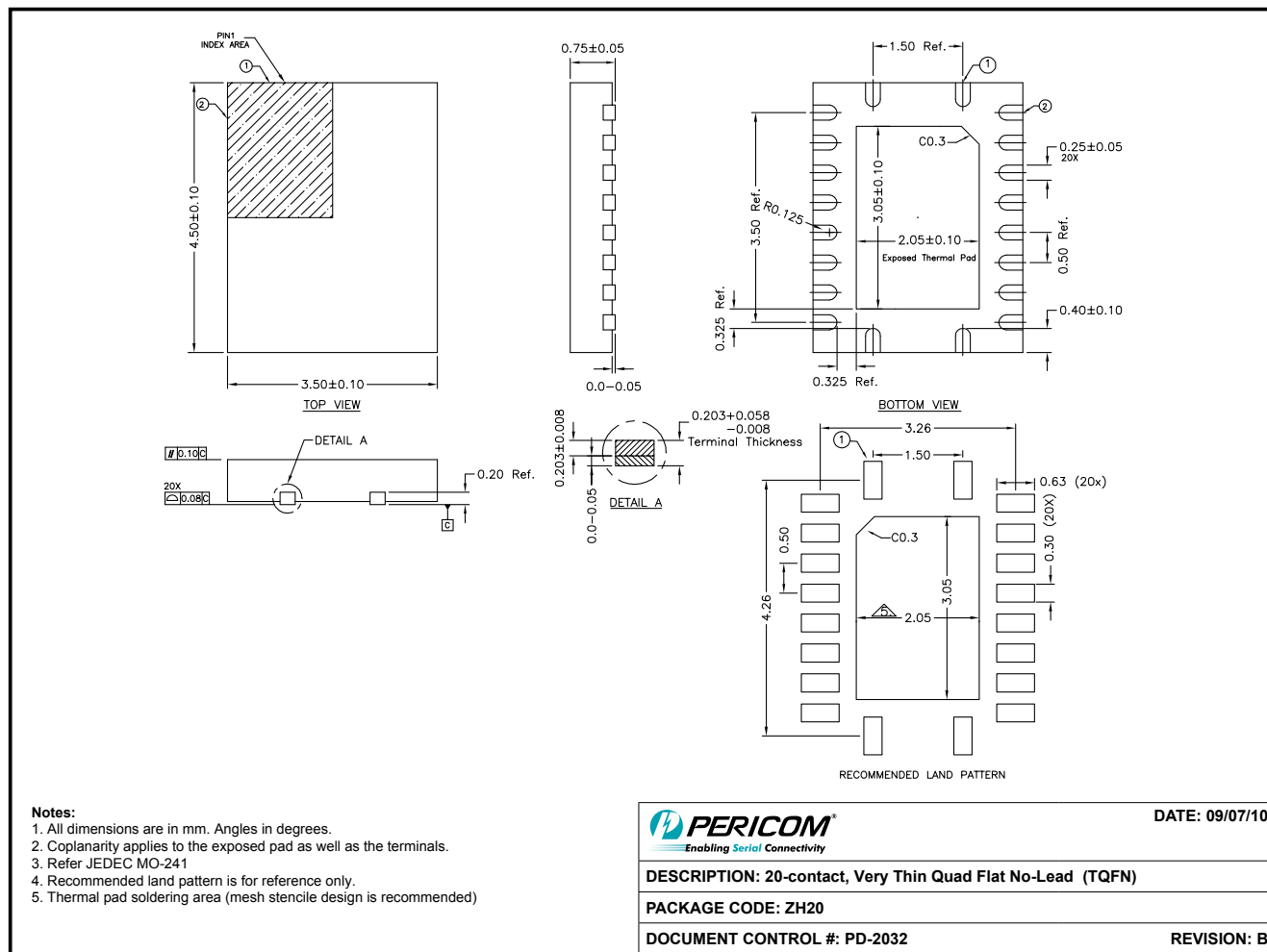
Stress beyond those listed under “Absolute Maximum Ratings” may cause permanent damage to the device.

Recommended Operation Conditions

Parameter	Min.	Typ.	Max.	Unit
Ambient Operating Temperature	-40		+85	°C
Power Supply Voltage (measured in respect to GND)	+4.5V		+5.5	V

DC Electrical Characteristics ($V_{DD} = 4.5V$ to $5.5V$, $T_A = T_{MIN}$ to T_{MAX} unless otherwise noted) (Typical Values are at $V_{DD} = 5V$, $T_A = +25^\circ C$)

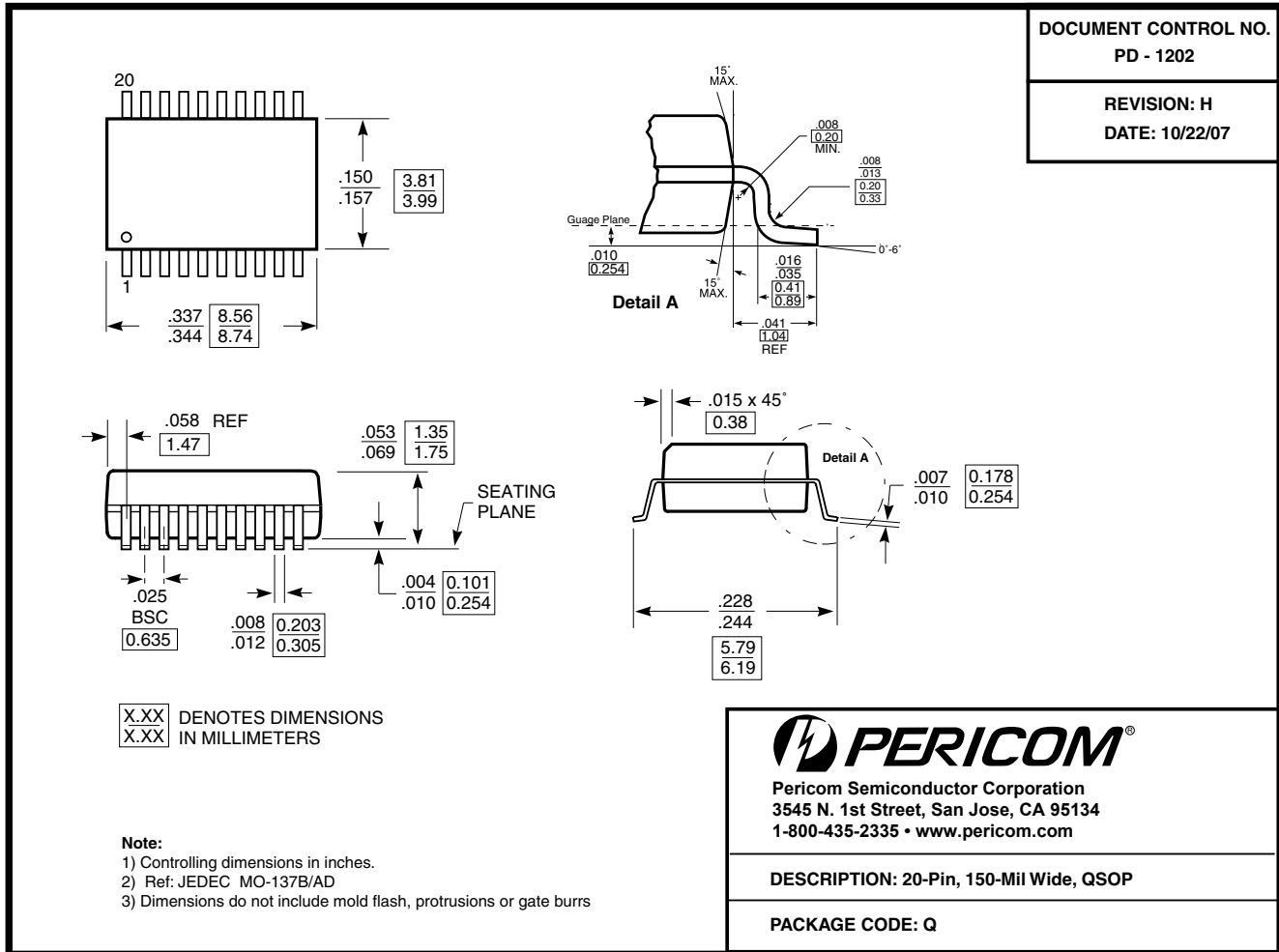
Symbol	Parameter	Conditions	Min.	Typ.	Max.	Unit
V_{DD}	Operating Voltage		4.5		5.5	V
I_{DD}		$V_{DD} = 4.75V$		280		μA
		$V_{DD} = 5.25V$		310		
ΔI_{CC}	Supply Current Increase				2	
Analog Switch						
V_{D+}, V_{D-}	Analog Signal Range		0		V_{DD}	V
ESD Protection						
V_{ESD}	ESD Protection Level D+ and D- only	Contact (IEC61000-4-2)	± 4		kV	
V_{ESD}	ESD Protection Level All other pins	HBM (JESD22)	± 2		kV	



10-0519

Note:

For latest package info, please check: <http://www.pericom.com/products/packaging/mechanicals.php>



07-0474

Note:

For latest package info, please check: <http://www.pericom.com/products/packaging/mechanicals.php>

Ordering Information

Ordering Code	Package Code	Package Type
PI5USB266QE	QE	Pb-free & Green, 20 pin QSOP
PI5USB266ZHE	ZHE	Pb-free & Green, 20 contact TQFN

- Thermal characteristics can be found on the company web site at www.pericom.com/packaging/
- E = Pb-free and Green
- Adding an X suffix = Tape/Reel