


CMUDM8005

SURFACE MOUNT
P-CHANNEL
ENHANCEMENT-MODE
SILICON MOSFET



www.centrasemi.com

ULTRAmulti™



SOT-523 CASE

DESCRIPTION:

The CENTRAL SEMICONDUCTOR CMUDM8005 is an Enhancement-mode P-Channel MOSFET, manufactured by the P-Channel DMOS Process, designed for high speed pulsed amplifier and driver applications. This MOSFET offers Low $r_{DS(ON)}$ and Low Theshold Voltage.

MARKING CODE: 5C8

FEATURES:

- ESD Protection up to 2kV
- 300mW Power Dissipation
- Very Low $r_{DS(ON)}$
- Low Threshold Voltage
- Logic Level Compatible
- Small, SOT-523 Surface Mount Package

APPLICATIONS:

- Load/Power Switches
- Power Supply Converter Circuits
- Battery Powered Portable Equipment

MAXIMUM RATINGS: ($T_A=25^\circ\text{C}$)

	SYMBOL		UNITS
Drain-Source Voltage	V_{DS}	20	V
Gate-Source Voltage	V_{GS}	8.0	V
Continuous Drain Current (Steady State - Note 1)	I_D	650	mA
Continuous Source Current (Body Diode)	I_S	250	mA
Maximum Pulsed Drain Current	I_{DM}	1.0	A
Power Dissipation (Note 1)	P_D	300	mW
Operating and Storage Junction Temperature	T_J, T_{stg}	-65 to +150	$^\circ\text{C}$

ELECTRICAL CHARACTERISTICS: ($T_A=25^\circ\text{C}$ unless otherwise noted)

SYMBOL	TEST CONDITIONS	MIN	TYP	MAX	UNITS
I_{GSSF}, I_{GSSR}	$V_{GS}=4.5V, V_{DS}=0$			10	μA
I_{DSS}	$V_{DS}=16V, V_{GS}=0$			100	nA
BV_{DSS}	$V_{GS}=0, I_D=250\mu\text{A}$	20			V
$V_{GS(th)}$	$V_{DS}=V_{GS}, I_D=250\mu\text{A}$	0.5		1.0	V
V_{SD}	$V_{GS}=0, I_S=250\text{mA}$			1.1	V
$r_{DS(ON)}$	$V_{GS}=4.5V, I_D=350\text{mA}$		0.25	0.36	Ω
$r_{DS(ON)}$	$V_{GS}=2.5V, I_D=300\text{mA}$		0.37	0.5	Ω
$r_{DS(ON)}$	$V_{GS}=1.8V, I_D=150\text{mA}$			0.8	Ω
$Q_g(\text{tot})$	$V_{DS}=10V, V_{GS}=4.5V, I_D=200\text{mA}$		1.2		nC
Q_{gs}	$V_{DS}=10V, V_{GS}=4.5V, I_D=200\text{mA}$		0.24		nC
Q_{gd}	$V_{DS}=10V, V_{GS}=4.5V, I_D=200\text{mA}$		0.36		nC

Notes: (1) Mounted on 2 inch square FR-4 PCB with copper mounting pad area of 1.13in²

R3 (27-September 2011)

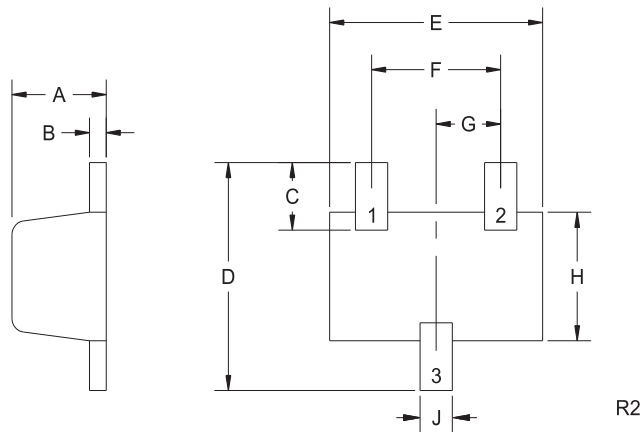
CMUDM8005
SURFACE MOUNT
P-CHANNEL
ENHANCEMENT-MODE
SILICON MOSFET



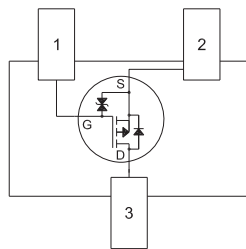
ELECTRICAL CHARACTERISTICS - Continued: ($T_A=25^\circ\text{C}$ unless otherwise noted)

SYMBOL	TEST CONDITIONS	MIN	TYP	UNITS
gFS	$V_{DS}=10\text{V}$, $I_D=200\text{mA}$	0.2		S
C_{rss}	$V_{DS}=16\text{V}$, $V_{GS}=0$, $f=1.0\text{MHz}$		25	pF
C_{iss}	$V_{DS}=16\text{V}$, $V_{GS}=0$, $f=1.0\text{MHz}$		100	pF
C_{oss}	$V_{DS}=16\text{V}$, $V_{GS}=0$, $f=1.0\text{MHz}$		21	pF
t_{on}	$V_{DD}=10\text{V}$, $V_{GS}=4.5\text{V}$, $I_D=200\text{mA}$, $R_G=10\Omega$		38	ns
t_{off}	$V_{DD}=10\text{V}$, $V_{GS}=4.5\text{V}$, $I_D=200\text{mA}$, $R_G=10\Omega$		48	ns

SOT-523 CASE - MECHANICAL OUTLINE



PIN CONFIGURATION
(Bottom View)



LEAD CODE:

- 1) Gate
- 2) Source
- 3) Drain

MARKING CODE: 5C8

SYMBOL	DIMENSIONS			
	INCHES		MILLIMETERS	
	MIN	MAX	MIN	MAX
A	0.023	0.031	0.58	0.78
B	0.002	0.008	0.04	0.20
C	0.013	0.021	0.34	0.54
D	0.059	0.067	1.50	1.70
E	0.059	0.067	1.50	1.70
F	0.035	0.043	0.90	1.10
G	0.020		0.50	
H	0.031	0.039	0.78	0.98
J	0.010	0.014	0.25	0.35

SOT-523 (REV: R2)

R3 (27-September 2011)