

CMLT5087EM

**SURFACE MOUNT
DUAL, MATCHED
PNP SILICON TRANSISTORS**

PICOmini™



SOT-563 CASE

• Device is **Halogen Free** by design

MAXIMUM RATINGS: ($T_A=25^\circ\text{C}$)

Collector-Base Voltage
Collector-Emitter Voltage
Emitter-Base Voltage
Continuous Collector Current
Power Dissipation
Operating and Storage Junction Temperature
Thermal Resistance



www.centrasemi.com

DESCRIPTION:

The CENTRAL SEMICONDUCTOR CMLT5087EM consists of two individual, isolated 5087E PNP silicon transistors with matched $V_{BE(ON)}$ characteristics. This device is designed for applications requiring high gain and low noise.

MARKING CODE: 87M

FEATURES:

- Transistor pair matched for $V_{BE(ON)}$

SYMBOL		UNITS
V_{CBO}	50	V
V_{CEO}	50	V
V_{EBO}	5.0	V
I_C	100	mA
P_D	350	mW
T_J, T_{stg}	-65 to +150	$^\circ\text{C}$
Θ_{JA}	357	$^\circ\text{C}/\text{W}$

ELECTRICAL CHARACTERISTICS PER TRANSISTOR: ($T_A=25^\circ\text{C}$ unless otherwise noted)

SYMBOL	TEST CONDITIONS	MIN	TYP	MAX	UNITS
I_{CBO}	$V_{CB}=20\text{V}$			50	nA
I_{EBO}	$V_{EB}=3.0\text{V}$			50	nA
BV_{CBO}	$I_C=100\mu\text{A}$	50	150		V
BV_{CEO}	$I_C=1.0\text{mA}$	50	105		V
BV_{EBO}	$I_E=100\mu\text{A}$	5.0	7.5		V
$V_{CE(SAT)}$	$I_C=10\text{mA}, I_B=1.0\text{mA}$		50	100	mV
$V_{CE(SAT)}$	$I_C=100\text{mA}, I_B=10\text{mA}$		225	400	mV
$V_{BE(SAT)}$	$I_C=10\text{mA}, I_B=1.0\text{mA}$		700	800	mV
h_{FE}	$V_{CE}=5.0\text{V}, I_C=0.1\text{mA}$	300	390	900	
h_{FE}	$V_{CE}=5.0\text{V}, I_C=1.0\text{mA}$	300	380		
h_{FE}	$V_{CE}=5.0\text{V}, I_C=10\text{mA}$	300	350		
h_{FE}	$V_{CE}=5.0\text{V}, I_C=100\text{mA}$	50	75		
f_T	$V_{CE}=5.0\text{V}, I_C=500\mu\text{A}, f=20\text{MHz}$	100			MHz
C_{ob}	$V_{CB}=5.0\text{V}, I_E=0, f=1.0\text{MHz}$			4.0	pF
C_{ib}	$V_{BE}=0.5\text{V}, I_C=0, f=1.0\text{MHz}$			15	pF
h_{fe}	$V_{CE}=5.0\text{V}, I_C=1.0\text{mA}, f=1.0\text{kHz}$	350		1400	
NF	$V_{CE}=5.0\text{V}, I_C=100\mu\text{A}, R_S=10\text{k}\Omega$ $f=10\text{Hz to } 15.7\text{kHz}$			3.0	dB

MATCHING CHARACTERISTICS:

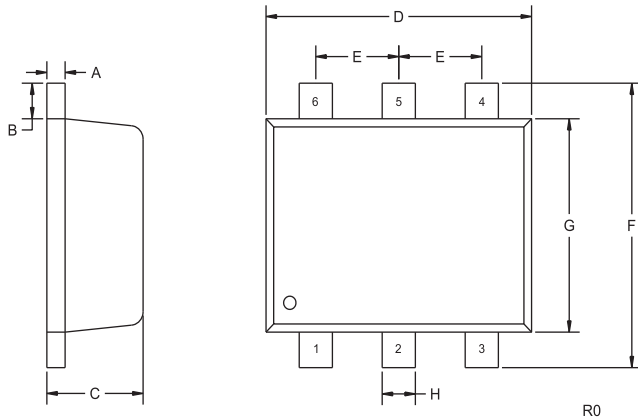
SYMBOL	TEST CONDITIONS	MIN	MAX	UNITS
$ V_{BE1}-V_{BE2} $	$V_{CE}=5.0\text{V}, I_C=1.0\mu\text{A}$		10	mV
$ V_{BE1}-V_{BE2} $	$V_{CE}=5.0\text{V}, I_C=5.0\mu\text{A}$		10	mV
$ V_{BE1}-V_{BE2} $	$V_{CE}=5.0\text{V}, I_C=10\mu\text{A}$		10	mV
$ V_{BE1}-V_{BE2} $	$V_{CE}=5.0\text{V}, I_C=100\mu\text{A}$		10	mV

R1 (20-January 2010)

CMLT5087EM
SURFACE MOUNT
DUAL, MATCHED
PNP SILICON TRANSISTORS



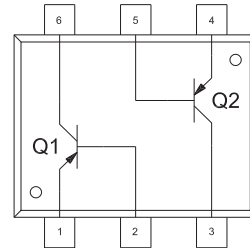
SOT-563 CASE - MECHANICAL OUTLINE



SYMBOL	DIMENSIONS			
	INCHES		MILLIMETERS	
	MIN	MAX	MIN	MAX
A	0.004	0.007	0.10	0.18
B	0.008		0.20	
C	0.022	0.024	0.56	0.60
D	0.059	0.067	1.50	1.70
E	0.020		0.50	
F	0.061	0.067	1.55	1.70
G	0.047		1.20	
H	0.006	0.012	0.15	0.30

SOT-563 (REV: R0)

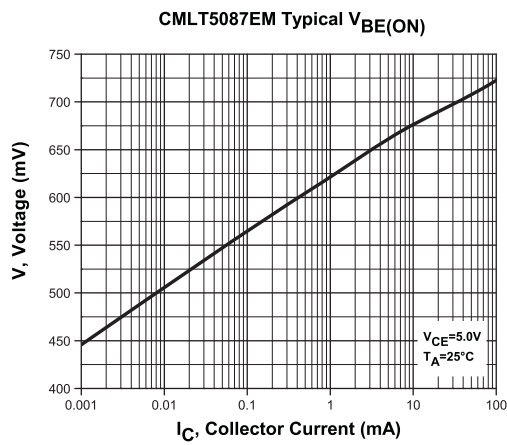
PIN CONFIGURATION



LEAD CODE:

- 1) Emitter Q1
- 2) Base Q1
- 3) Collector Q1
- 4) Emitter Q2
- 5) Base Q2
- 6) Collector Q2

MARKING CODE: 87M



R1 (20-January 2010)