


CUDD16-02C
CUDD16-04C
CUDD16-08C

**SURFACE MOUNT, DUAL
COMMON CATHODE, ULTRA FAST
RECOVERY SILICON RECTIFIERS
16 AMPS, 200 THRU 800 VOLTS**



www.centrasemi.com

D²PAK!
SUPER POWER



D²PAK CASE

DESCRIPTION:

The CENTRAL SEMICONDUCTOR CUDD16-02C Series types are Silicon Ultra-Fast Recovery Rectifiers designed for surface mount ultra fast switching applications requiring a low forward voltage drop. To order devices on 24mm Tape and Reel (800/13" Reel), add TR13 suffix to part number.

MARKING: FULL PART NUMBER

FEATURES:

- High Reliability
- Low Forward Voltage
- High Current Capability
- High Surge Capacity
- UL Flammability Classification 94V-O
- Superior Lot To Lot Consistency
- Ultra Fast Recovery Time
- High Voltage

MAXIMUM RATINGS: (T_C=25°C unless otherwise noted)

	SYMBOL	CUDD16-02C	CUDD16-04C	CUDD16-08C	UNITS
Peak Repetitive Reverse Voltage	V _{RRM}	200	400	800	V
DC Blocking Voltage	V _R	200	400	800	V
RMS Reverse Voltage	V _{R(RMS)}	140	280	560	V
Average Forward Current (T _C =100°C)	I _O		16		A
Peak Forward Surge Current, tp=8.3ms	I _{FSM}		125		A
Operating and Storage					
Junction Temperature	T _J , T _{stg}		-65 to +150		°C
Typical Thermal Resistance	θ _{JC}		3.0		°C/W
Typical Thermal Resistance	θ _{JA}		50		°C/W

ELECTRICAL CHARACTERISTICS PER DIODE: (T_C=25°C unless otherwise noted)

SYMBOL	TEST CONDITIONS	CUDD16-02C		CUDD16-04C		CUDD16-08C		UNITS
		TYP	MAX	TYP	MAX	TYP	MAX	
I _R	V _R =Rated V _{RRM}	-	5.0	-	10	-	10	μA
I _R	V _R =Rated V _{RRM} , T _C = 150°C	-	250	-	500	-	500	μA
V _F	I _F =8.0A	-	0.975	-	1.3	-	1.5	V
V _F	I _F =8.0A, T _C = 150°C	-	0.895	-	1.1	-	1.2	V
t _{rr}	I _F =0.5A, I _R =1.0A, I _{rr} =0.25A	-	25	-	25	-	50	ns
C _J	V _R =4.0V, f=1.0MHz	80	-	80	-	50	-	pF

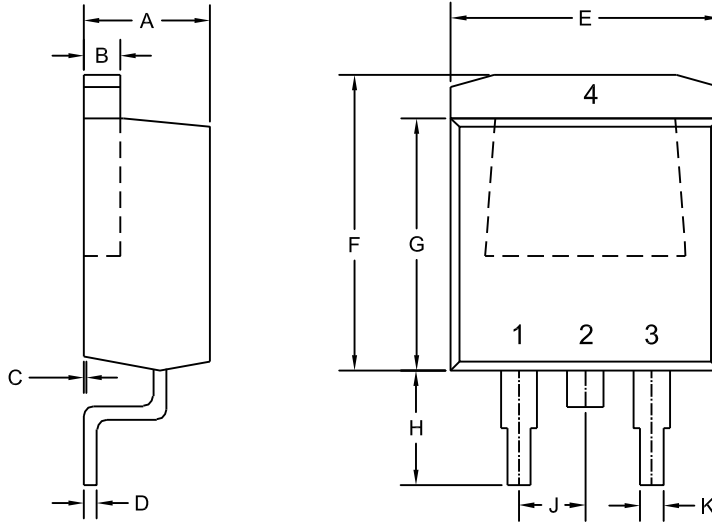
R4 (19-February 2010)

CUDD16-02C
 CUDD16-04C
 CUDD16-08C

**SURFACE MOUNT, DUAL
 COMMON CATHODE, ULTRA FAST
 RECOVERY SILICON RECTIFIERS
 16 AMPS, 200 THRU 800 VOLTS**



D²PAK CASE - MECHANICAL OUTLINE



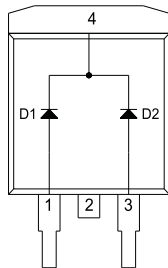
R2

LEAD CODE:

- 1) Anode D1
 - 2) Cathode D1, D2
 - 3) Anode D2
 - 4) Cathode D1, D2
- Pin 2 is common to the tab (4).

MARKING:

FULL PART NUMBER



SYMBOL	DIMENSIONS			
	INCHES		MILLIMETERS	
	MIN	MAX	MIN	MAX
A	0.163	0.189	4.14	4.80
B	0.045	0.055	1.14	1.40
C	0.000	0.010	0.00	0.25
D	0.012	0.028	0.30	0.70
E	0.386	0.409	9.80	10.40
F	0.378	0.417	9.60	10.60
G	0.335	0.358	8.50	9.10
H	0.197	0.236	5.00	6.00
J	0.093	0.108	2.35	2.75
K	0.030	0.035	0.75	0.90

D2PAK (REV: R2)

R4 (19-February 2010)