

CZSH-4

**SURFACE MOUNT  
SILICON SCHOTTKY RECTIFIER  
2 AMP, 40 VOLTS**



**SOT-223 CASE**



[www.centrasemi.com](http://www.centrasemi.com)

**DESCRIPTION:**

The CENTRAL SEMICONDUCTOR CZSH-4 type is a Schottky rectifier mounted in an epoxy molded case using a metal to silicon junction to yield low forward voltage drop. The anode connections are made to PIN 1 and PIN 3.

**MARKING: FULL PART NUMBER**

**MAXIMUM RATINGS:** ( $T_A=25^{\circ}\text{C}$ )

Peak Repetitive Reverse Voltage  
DC Blocking Voltage  
RMS Reverse Voltage  
Average Forward Current  
Peak Forward Surge Current,  $t_p=8.3\text{ms}$   
Operating and Storage Junction Temperature

**SYMBOL**

$V_{RRM}$  40  
 $V_R$  40  
 $V_{R(RMS)}$  28  
 $I_O$  2.0  
 $I_{FSM}$  10  
 $T_J, T_{stg}$  -65 to +150

**UNITS**

V  
V  
V  
A  
A  
 $^{\circ}\text{C}$

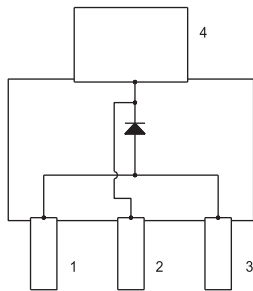
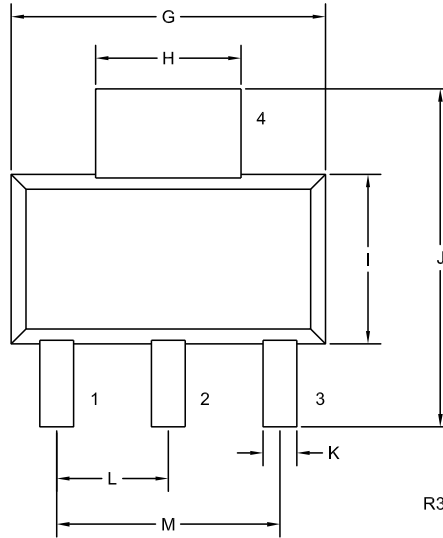
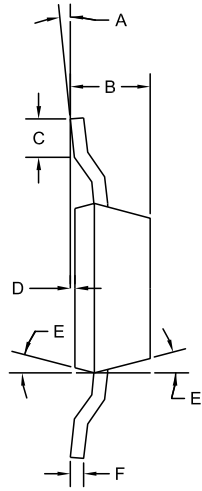
**ELECTRICAL CHARACTERISTICS:** ( $T_A=25^{\circ}\text{C}$  unless otherwise noted)

<b>SYMBOL</b>	<b>TEST CONDITIONS</b>	<b>MAX</b>	<b>UNITS</b>
$I_R$	$V_R=40\text{V}$	1.0	mA
$I_R$	$V_R=40\text{V}, T_A=100^{\circ}\text{C}$	10	mA
$V_F$	$I_F=1.0\text{A}$	0.55	V
$V_F$	$I_F=2.0\text{A}$	0.60	V

**CZSH-4**  
**SURFACE MOUNT**  
**SILICON SCHOTTKY RECTIFIER**  
**2 AMP, 40 VOLTS**



**SOT-223 CASE - MECHANICAL OUTLINE**



**LEAD CODE:**

- 1) Anode
- 2) Cathode
- 3) Anode
- 4) Cathode

**MARKING:**  
**FULL PART NUMBER**

DIMENSIONS				
SYMBOL	INCHES		MILLIMETERS	
	MIN	MAX	MIN	MAX
A	0°	10°	0°	10°
B	0.059	0.071	1.50	1.80
C	0.018	—	0.45	—
D	0.000	0.004	0.00	0.10
E	15°		15°	
F	0.009	0.014	0.23	0.35
G	0.248	0.264	6.30	6.70
H	0.114	0.122	2.90	3.10
I	0.130	0.146	3.30	3.70
J	0.264	0.287	6.70	7.30
K	0.024	0.033	0.60	0.85
L	0.091		2.30	
M	0.181		4.60	

SOT-223 (REV: R3)

R6 (23-February 2010)