

CSHD5-40
CSHD5-60
CSHD5-100

**SURFACE MOUNT SILICON
SCHOTTKY RECTIFIERS
5.0 AMP, 40 THRU 100 VOLT**



DPAK CASE



www.centrasemi.com

DESCRIPTION:

The CENTRAL SEMICONDUCTOR CSHD5-40, CSHD5-60 and CSHD5-100 are 5.0 Amp high quality, highly reliable silicon Schottky Rectifiers designed for use in all types of commercial, industrial, entertainment, computer, and automotive applications.

MARKING: FULL PART NUMBER

MAXIMUM RATINGS: ($T_A=25^\circ\text{C}$ unless otherwise noted)

	SYMBOL	CSHD5-40	CSHD5-60	CSHD5-100	UNITS
Peak Repetitive Reverse Voltage	V_{RRM}	40	60	100	V
DC Blocking Voltage	V_R	40	60	100	V
RMS Reverse Voltage	$V_{R(RMS)}$	28	42	71	V
Average Forward Current ($T_L=75^\circ\text{C}$)	I_O		5.0		A
Peak Forward Surge Current, $t_p=8.3\text{ms}$	I_{FSM}		100		A
Operating and Storage Junction Temperature	T_J, T_{stg}		-65 to +150		$^\circ\text{C}$
Thermal Resistance	θ_{JL}		5.0		$^\circ\text{C/W}$

ELECTRICAL CHARACTERISTICS: ($T_A=25^\circ\text{C}$ unless otherwise noted)

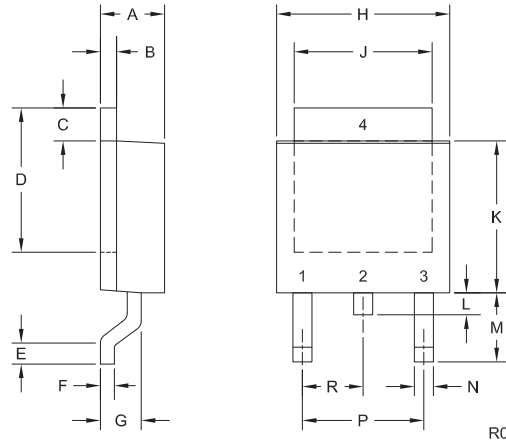
SYMBOL	TEST CONDITIONS	TYP	MAX	UNITS
I_R	$V_R=\text{Rated } V_{RRM}$		0.2	mA
I_R	$V_R=\text{Rated } V_{RRM}, T_L=100^\circ\text{C}$		20	mA
V_F	$I_F=5.0\text{A (CSHD5-40)}$		0.55	V
V_F	$I_F=5.0\text{A (CSHD5-60)}$		0.75	V
V_F	$I_F=5.0\text{A (CSHD5-100)}$		0.85	V
C_J	$V_R=4.0\text{V}, f=1.0\text{MHz (CSHD5-40)}$	225		pF
C_J	$V_R=4.0\text{V}, f=1.0\text{MHz (CSHD5-60)}$	185		pF
C_J	$V_R=4.0\text{V}, f=1.0\text{MHz (CSHD5-100)}$	145		pF

CSHD5-40
 CSHD5-60
 CSHD5-100



**SURFACE MOUNT SILICON
 SCHOTTKY RECTIFIERS
 5.0 AMP, 40 THRU 100 VOLT**

DPAK CASE - MECHANICAL OUTLINE



SYMBOL	INCHES		MILLIMETERS	
	MIN	MAX	MIN	MAX
A	0.083	0.108	2.10	2.75
B	0.016	0.032	0.40	0.81
C	0.035	0.063	0.89	1.60
D	0.203	0.228	5.15	5.79
E	0.020	-	0.51	-
F	0.018	0.024	0.45	0.60
G	0.051	0.071	1.30	1.80
H	0.248	0.268	6.30	6.81
J	0.197	0.217	5.00	5.50
K	0.209	0.245	5.30	6.22
L	0.025	0.040	0.64	1.02
M	0.090	0.115	2.30	2.91
N	0.012	0.045	0.30	1.14
P	0.180		4.60	
R	0.090		2.30	

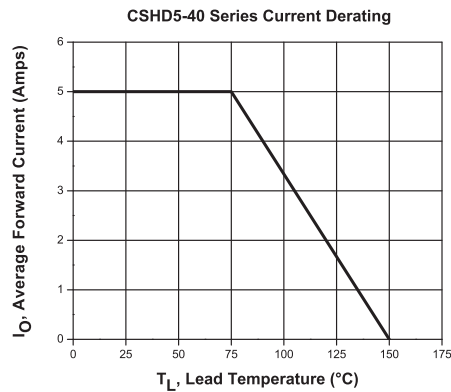
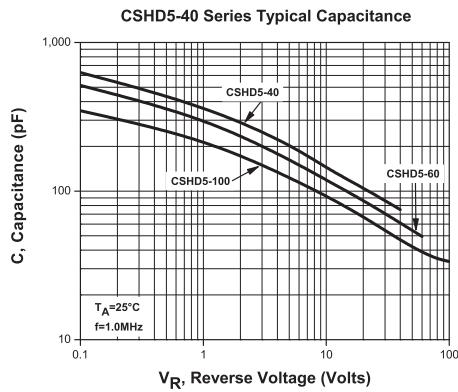
DPAK (REV: R0)

LEAD CODE:

- 1) Anode
 - 2) Cathode
 - 3) Anode
 - 4) Cathode
- Pin 2 is common to the tab (4)

MARKING: FULL PART NUMBER

TYPICAL ELECTRICAL CHARACTERISTICS



R3 (21-January 2013)

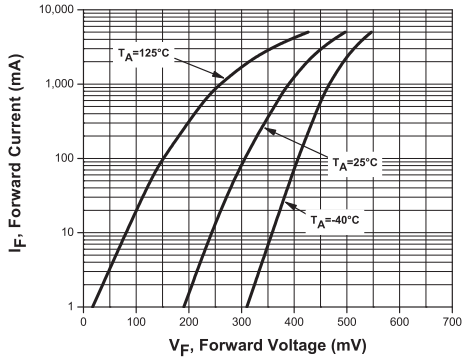
CSHD5-40
 CSHD5-60
 CSHD5-100



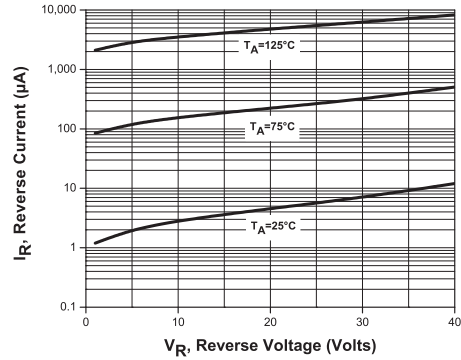
**SURFACE MOUNT SILICON
 SCHOTTKY RECTIFIERS
 5.0 AMP, 40 THRU 100 VOLT**

TYPICAL ELECTRICAL CHARACTERISTICS

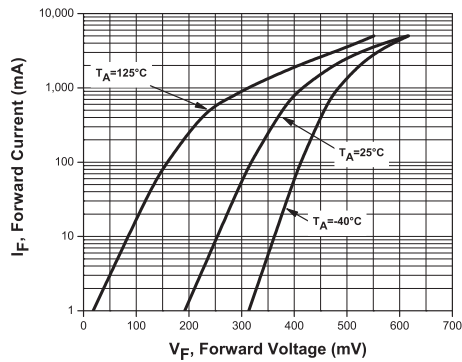
CSHD5-40 Typical Forward Voltage



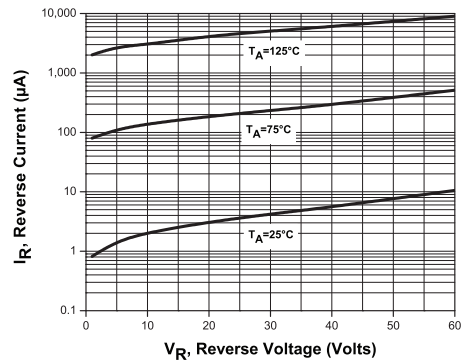
CSHD5-40 Typical Leakage Current



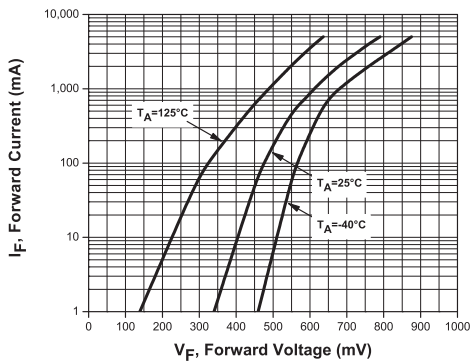
CSHD5-60 Typical Forward Voltage



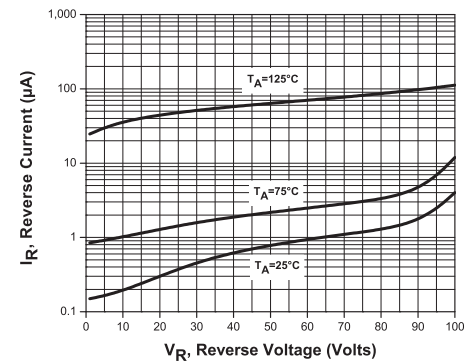
CSHD5-60 Typical Leakage Current



CSHD5-100 Typical Forward Voltage



CSHD5-100 Typical Leakage Current



R3 (21-January 2013)