


CBRLDSH2-40
SURFACE MOUNT
HIGH DENSITY
2 AMP SILICON
SCHOTTKY BRIDGE RECTIFIER



www.centrasemi.com

DESCRIPTION:

The CENTRAL SEMICONDUCTOR CBRLDSH2-40 is a full wave Schottky bridge rectifier mounted in a low profile epoxy surface mount molded case, utilizing glass passivated chips.



MARKING CODE: CL40

APPLICATIONS:

- Input rectification
- Polarity protection
- Steering diode array

FEATURES:

- Low leakage current (5.5 μ A TYP @ V_{RRM})
- High 2.0A current rating
- Low V_F Schottky diodes (480mV TYP @ $I_F=2.0A$)
- Low profile package (1.6mm MAX)

MAXIMUM RATINGS: ($T_A=25^\circ\text{C}$ unless otherwise noted)

	SYMBOL		UNITS
Peak Repetitive Reverse Voltage	V_{RRM}	40	V
DC Blocking Voltage	V_R	40	V
RMS Reverse Voltage	$V_{R(RMS)}$	28	V
Average Forward Current ($T_L=50^\circ\text{C}$)	I_O	2.0	A
Peak Forward Surge Current	I_{FSM}	50	A
Operating Junction Temperature	T_J	-55 to +125	$^\circ\text{C}$
Storage Temperature	T_{stg}	-55 to +150	$^\circ\text{C}$
Thermal Resistance	Θ_{JA}	95	$^\circ\text{C/W}$

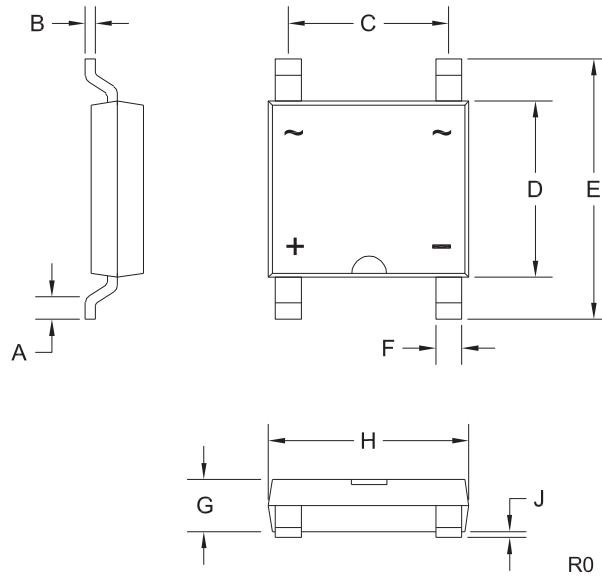
ELECTRICAL CHARACTERISTICS PER DIODE: ($T_A=25^\circ\text{C}$ unless otherwise noted)

SYMBOL	TEST CONDITIONS	TYP	MAX	UNITS
I_R	$V_R=40V$	5.5	100	μA
I_R	$V_R=40V, T_A=100^\circ\text{C}$	2.0	20	mA
V_F	$I_F=2.0A$	480	500	mV
C_J	$V_R=4.0V, f=1.0\text{MHz}$	155	250	pF

CBRLDSH2-40
SURFACE MOUNT
HIGH DENSITY
2 AMP SILICON
SCHOTTKY BRIDGE RECTIFIER



LPDIP CASE - MECHANICAL OUTLINE



R0

DIMENSIONS				
SYMBOL	INCHES		MILLIMETERS	
	MIN	MAX	MIN	MAX
A	0.019	0.028	0.50	0.70
B	0.007	0.012	0.20	0.30
C	0.153	0.162	3.90	4.10
D	0.167	0.179	4.25	4.55
E	0.248	0.264	6.30	6.70
F	0.023	0.028	0.60	0.70
G	0.045	0.058	1.15	1.45
H	0.190	0.203	4.85	5.15
J	0.002	0.006	0.05	0.15

LPDIP (REV: R0)

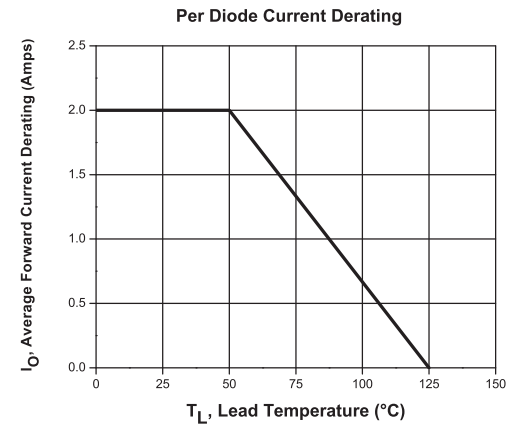
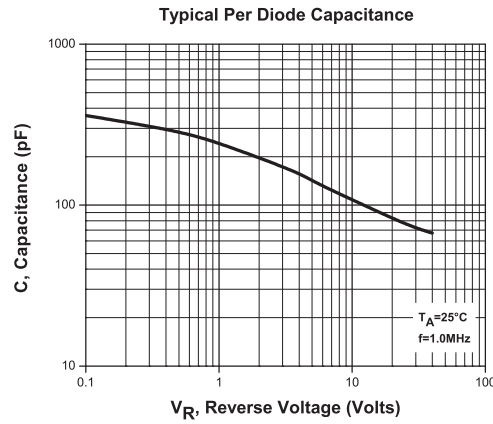
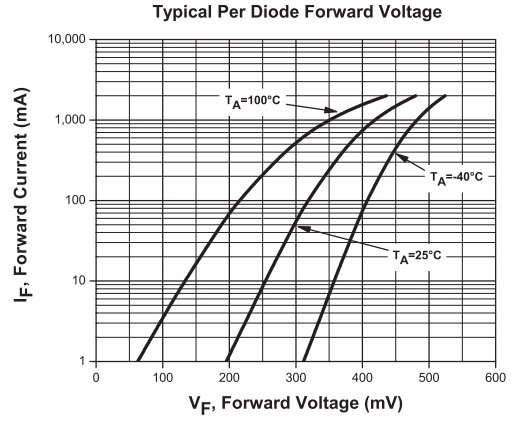
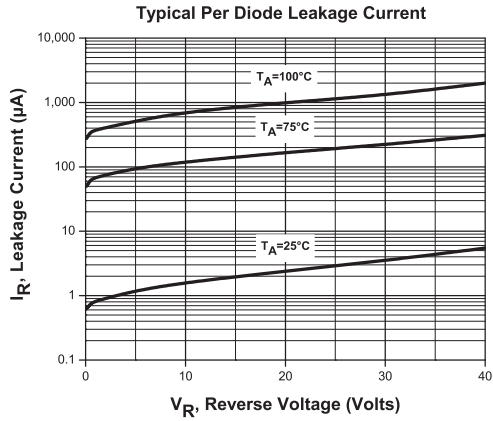
MARKING CODE: CL40

R1 (26-November 2012)

CBRLDSH2-40
SURFACE MOUNT
HIGH DENSITY
2 AMP SILICON
SCHOTTKY BRIDGE RECTIFIER



TYPICAL ELECTRICAL CHARACTERISTICS



R1 (26-November 2012)