


**CBRHDSH2-40**  
**SURFACE MOUNT**  
**HIGH DENSITY**  
**2 AMP SILICON**  
**SCHOTTKY BRIDGE RECTIFIER**



[www.centrasemi.com](http://www.centrasemi.com)

**DESCRIPTION:**

The CENTRAL SEMICONDUCTOR CBRHDSH2-40 is a full wave bridge rectifier mounted in a durable epoxy surface mount molded case, utilizing glass passivated chips.



**MARKING CODE: CSH2**

**FEATURES:**

- Low Leakage Current (20 $\mu$ A TYP @  $V_{RRM}$ )
- High 2.0A Current Rating
- Low  $V_F$  Schottky Diodes (500mV MAX @  $I_F=2.0A$ )

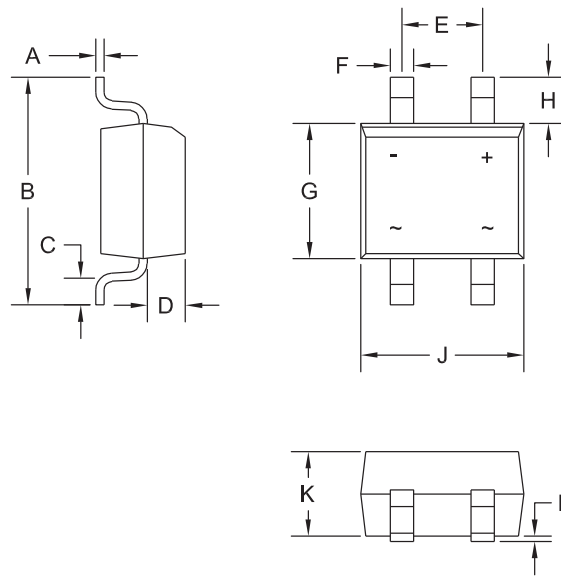
<b>MAXIMUM RATINGS:</b> ( $T_A=25^\circ\text{C}$ unless otherwise noted)	<b>SYMBOL</b>		<b>UNITS</b>
Peak Repetitive Reverse Voltage	$V_{RRM}$	40	V
DC Blocking Voltage	$V_R$	40	V
RMS Reverse Voltage	$V_{R(RMS)}$	28	V
Average Forward Current	$I_O$	2.0	A
Peak Forward Surge Current	$I_{FSM}$	30	A
Power Dissipation	$P_D$	2.0	W
Operating Junction Temperature	$T_J$	-50 to +125	$^\circ\text{C}$
Storage Temperature	$T_{stg}$	-50 to +150	$^\circ\text{C}$
Thermal Resistance	$\Theta_{JA}$	50	$^\circ\text{C/W}$

<b>ELECTRICAL CHARACTERISTICS PER DIODE:</b> ( $T_A=25^\circ\text{C}$ unless otherwise noted)				
<b>SYMBOL</b>	<b>TEST CONDITIONS</b>	<b>TYP</b>	<b>MAX</b>	<b>UNITS</b>
$I_R$	$V_R=40V$	20	50	$\mu\text{A}$
$I_R$	$V_R=40V, T_A=100^\circ\text{C}$	5.0	20	mA
$V_F$	$I_F=2.0A$	450	500	mV
$C_J$	$V_R=4.0V, f=1.0\text{MHz}$		250	pF

CBRHDSH2-40  
 SURFACE MOUNT  
 HIGH DENSITY  
 2 AMP SILICON  
 SCHOTTKY BRIDGE RECTIFIER



HD DIP CASE - MECHANICAL OUTLINE



R2

DIMENSIONS				
SYMBOL	INCHES		MILLIMETERS	
	MIN	MAX	MIN	MAX
A	0.006	0.014	0.15	0.35
B	-	0.275	-	7.00
C	0.027	0.043	0.70	1.10
D	0.035	0.051	0.90	1.30
E	0.090	0.106	2.30	2.70
F	0.019	0.031	0.50	0.80
G	0.150	0.165	3.80	4.20
H	0.051	0.067	1.30	1.70
J	0.177	0.193	4.50	4.90
K	0.090	0.106	2.30	2.70
L	0.000	0.008	0.00	0.20

HD DIP (REV: R2)

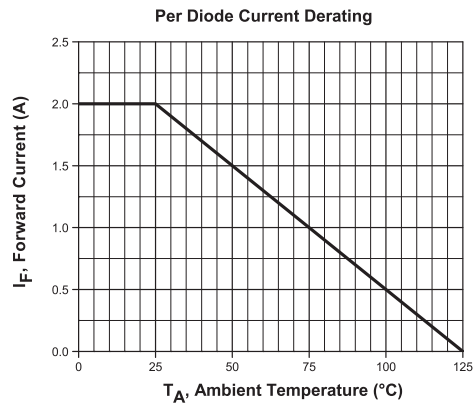
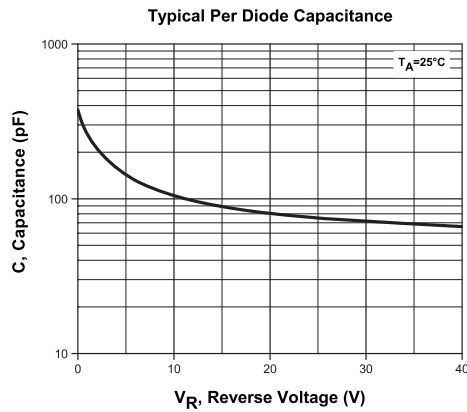
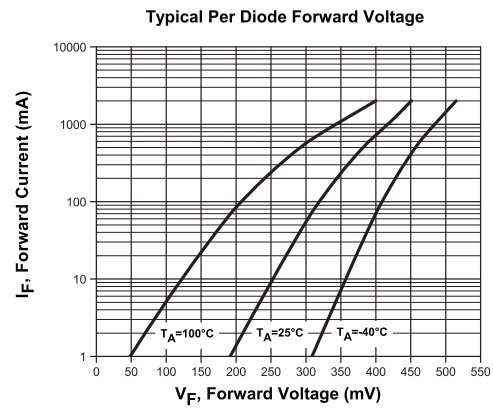
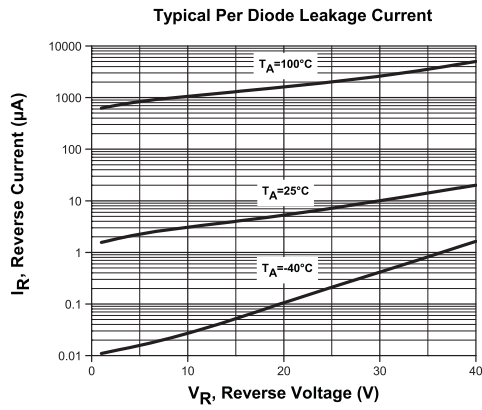
MARKING CODE: CSH2

R4 (4-January 2010)

**CBRHDSH2-40**  
**SURFACE MOUNT**  
**HIGH DENSITY**  
**2 AMP SILICON**  
**SCHOTTKY BRIDGE RECTIFIER**



**TYPICAL ELECTRICAL CHARACTERISTICS**



R4 (4-January 2010)