


CFSH2-4L
SURFACE MOUNT
SILICON SCHOTTKY DIODE



www.centrasemi.com

TLP™
Tiny
Leadless
Package



Top View Bottom View
SOD-882L CASE

DESCRIPTION:

The CENTRAL SEMICONDUCTOR CFSH2-4L is a high quality Schottky Diode designed for applications where ultra small size and power dissipation are prime requirements. Packaged in a Tiny Leadless Package™ (TLP™), this component provides performance characteristics suitable for the most demanding size constrained applications.

MARKING CODE: N

APPLICATIONS:

- DC - DC Converters
- Voltage Clamping
- Protection Circuits
- Battery powered devices including Cell Phones, Digital Cameras, Pagers, PDAs, Laptop Computers, etc.

MAXIMUM RATINGS: (T_A=25°C)

Peak Repetitive Reverse Voltage
Average Forward Current
Peak Forward Surge Current, tp=8.3ms
Power Dissipation
Operating Junction Temperature
Storage Temperature
Thermal Resistance

FEATURES:

- Device is **Halogen Free** by design
- Current (I_O=200mA)
- Low Forward Voltage Drop (V_F=0.53V TYP @ 200mA)
- Low Reverse Current (350nA TYP @ 40V)
- Small TLP™, 1mm x 0.6mm x 0.4mm, ultra low profile, Leadless Surface Mount package.

SYMBOL		UNITS
V _{RRM}	40	V
I _O	200	mA
I _{FSM}	1.0	A
P _D	100	mW
T _J	-65 to +125	°C
T _{stg}	-65 to +150	°C
θ _{JA}	1000	°C/W

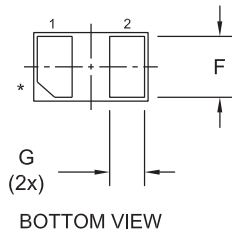
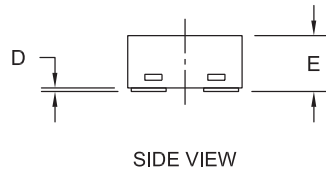
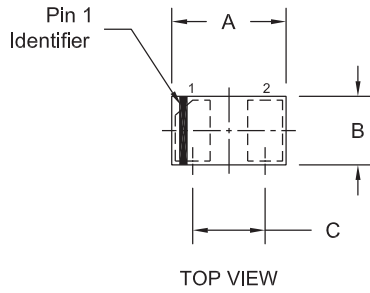
ELECTRICAL CHARACTERISTICS: (T_A=25°C unless otherwise noted)

SYMBOL	TEST CONDITIONS	MIN	TYP	MAX	UNITS
I _R	V _R =10V		0.08	1.0	μA
I _R	V _R =40V		0.35	2.0	μA
BV _R	I _R =10μA	40			V
V _F	I _F =10mA		0.33	0.45	V
V _F	I _F =100mA			0.52	V
V _F	I _F =200mA		0.53	0.60	V
C _T	V _R =4.0V, f=1.0MHz		7.0	10	pF
t _{rr}	I _F =I _R =10mA, I _{rr} =1.0mA, R _L =100Ω		5.0		ns

CFSH2-4L
SURFACE MOUNT
SILICON SCHOTTKY DIODE



SOD-882L CASE - MECHANICAL OUTLINE



* Pin 1 chamfer may appear on any corner.

SYMBOL	INCHES		MILLIMETERS	
	MIN	MAX	MIN	MAX
A	0.037	0.041	0.95	1.05
B	0.022	0.026	0.55	0.65
C	0.026		0.65	
D	0.000	0.002	0.00	0.05
E	0.012	0.016	0.30	0.40
F	0.018	0.022	0.45	0.55
G	0.008	0.012	0.20	0.30

SOD-882L (REV:R2)

LEAD CODE:

- 1) Cathode
- 2) Anode

MARKING CODE: N

R2

R5 (26-April 2011)