

## HIGH EFFICIENCY RECTIFIER

HER101- HER108



DO-41 (Plastic)  
Axial Lead Plastic Package

### MAXIMUM RATINGS AND ELECTRICAL CHARACTERISTICS

Ratings at  $T_a=25^\circ\text{C}$  Ambient Temperature unless otherwise specified. Single phase, half wave, 60Hz, resistive or inductive load. For capacitive load, derate current by 20%

DESCRIPTION	SYMBOL	HER	HER	HER	HER	HER	HER	HER	HER	UNIT	
		101	102	103	104	105	106	107	108		
Maximum Recurrent Peak Reverse Voltage	$V_{RRM}$	50	100	200	300	400	600	800	1000	V	
Maximum RMS Voltage	$V_{RMS}$	35	70	140	210	280	420	560	700	V	
Maximum DC Blocking Voltage	$V_{DC}$	50	100	200	300	400	600	800	1000	V	
Maximum Average Forward Rectified Current 0.375" (9.5mm) Lead Length at $T_a=55^\circ\text{C}$	$I_{F(AV)}$	1.0								A	
Peak Forward Surge Current, 8.3ms single half sine wave superimposed on rated load (JEDEC method)	$I_{FSM}$	30								A	
Maximum Forward Voltage at 1.0A at $25^\circ\text{C}$	$V_F$	1.0		1.3		1.7				V	
Maximum Reverse Current at $T_a=25^\circ\text{C}$ at Rated DC Blocking Voltage $T_a=100^\circ\text{C}$	$I_R$	5.0								$\mu\text{A}$	
		500								$\mu\text{A}$	
Typical Junction Capacitance	$*C_J$	17								pF	
Maximum Reverse Recovery Time	$**T_{RR}$	50					75				ns
Typical Thermal Resistance	$***R_{th(j-a)}$	60								$^\circ\text{C/W}$	
Operating and Storage Temperature Range	$T_J, T_{stg}$	- 55 to +150								$^\circ\text{C}$	

\*Measured at 1MHz and applied reverse voltage of 4.0 V

\*\*Reverse recovery test conditions  $I_F=0.5\text{A}$ ,  $I_R=1\text{A}$ ,  $I_{RR}=0.25\text{A}$

\*\*\*Thermal resistance junction to Ambient and from junction to lead length 0.375" (9.5mm) PCB mounted

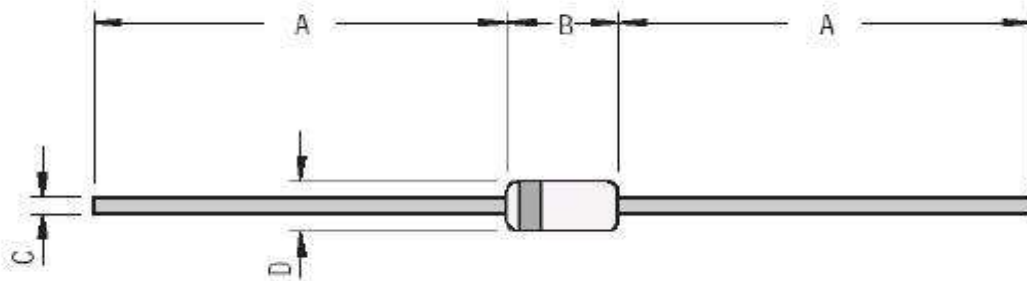
HER101\_108 Rev240106E

HER101- HER108

DO-41 (Plastic)

Axial Lead Plastic Package

DO-41P Axial Plastic Package



DIM	Min	Max
A	25.40	
B	4.20	5.20
C	0.70	0.90
D	2.00	2.70

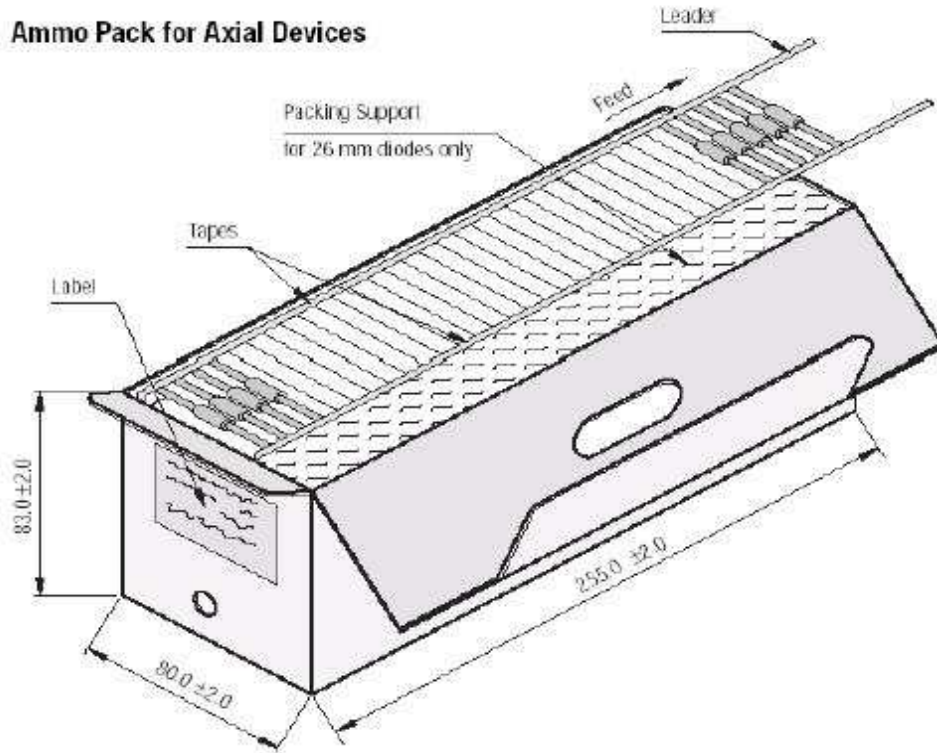
All Dimensions are in mm



HER101\_108 Rev240106E

DO-41P Package and Packaging  
AMMO PACKING FOR DO-41P

Ammo Pack for Axial Devices



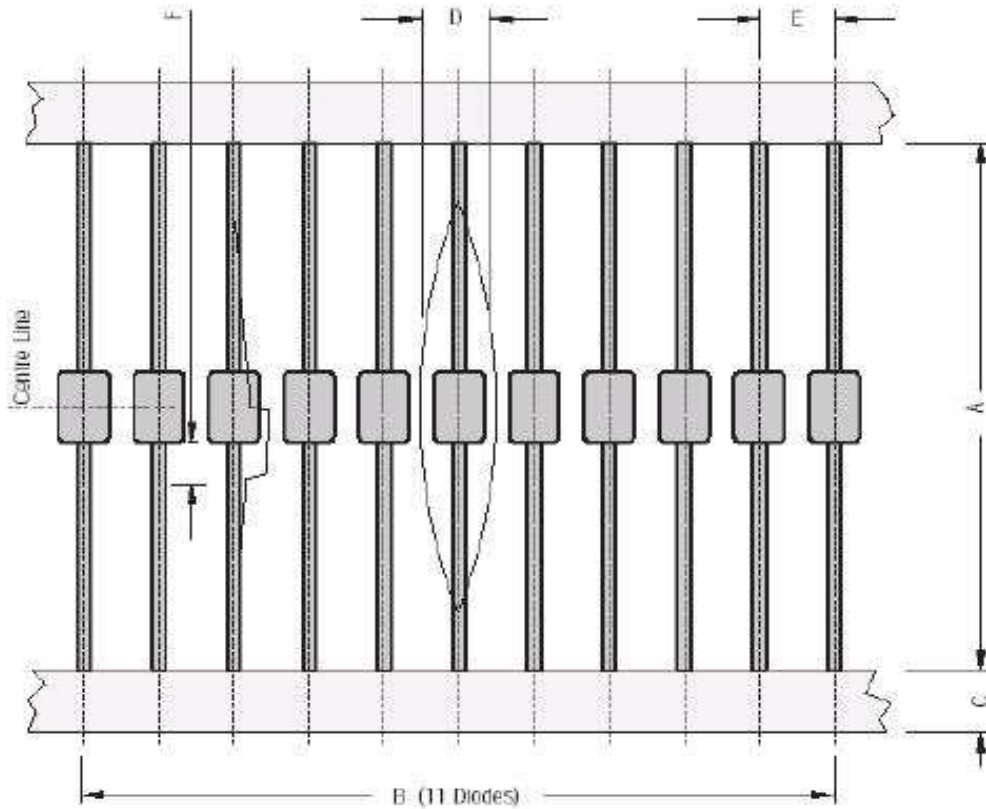
All Dimensions are in mm

Packaging Information

Package/ Case Type	Packaging Type	Std. Packing		Inner Carton		Outer Carton		
		Qty	Qty	Size L x W x H (cm)	Gross Weight (Kg)	Qty	Size L x W x H (cm)	Gross Weight (Kg)
DO-41P	T&A	5,000	5K	27 x 8 x 14	1.96	45K	46 x 35 x 25	17.5

T & A: Tape and Ammo Pack

DO-41P Package and Packaging



DO-41P 52 mm Tape		
DIM	Min	Max
A	50.0	54.0
B	95.0	105.0
C	5.60	6.50
D		1.5R
E	9.50	10.50
F		1.25

All Dimensions are in mm

**TAPE SPECIFICATIONS**

1. 300 mm (Min) leader tape on every roll.
2. No. of empty places allowed 0.25% without consecutive empty places.
3. Ends of leads shall normally not protrude beyond the tapes.
4. Components shall be held sufficiently in the tape or tapes so that they can not come free in normal handling.

**Component Disposal Instructions**

1. CDIL Semiconductor Devices are RoHS compliant, customers are requested to please dispose as per prevailing Environmental Legislation of their Country.
2. In Europe, please dispose as per EU Directive 2002/96/EC on Waste Electrical and Electronic Equipment (WEEE).

**Disclaimer**

The product information and the selection guides facilitate selection of the CDIL's Semiconductor Device(s) best suited for application in your product(s) as per your requirement. It is recommended that you completely review our Data Sheet(s) so as to confirm that the Device(s) meet functionality parameters for your application. The information furnished in the Data Sheet and on the CDIL Web Site/CD are believed to be accurate and reliable. CDIL however, does not assume responsibility for inaccuracies or incomplete information. Furthermore, CDIL does not assume liability whatsoever, arising out of the application or use of any CDIL product; neither does it convey any license under its patent rights nor rights of others. These products are not designed for use in life saving/support appliances or systems. CDIL customers selling these products (either as individual Semiconductor Devices or incorporated in their end products), in any life saving/support appliances or systems or applications do so at their own risk and CDIL will not be responsible for any damages resulting from such sale(s).

CDIL strives for continuous improvement and reserves the right to change the specifications of its products without prior notice.



CDIL is a registered Trademark of  
**Continental Device India Limited**

C-120 Naraina Industrial Area, New Delhi 110 028, India.  
Telephone + 91-11-2579 6150, 4141 1112 Fax + 91-11-2579 5290, 4141 1119  
email@cdil.com www.cdilsemi.com