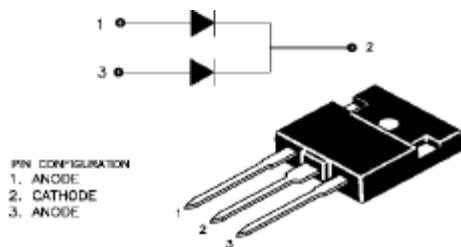


ISOLATION SCHOTTKY BARRIER RECTIFIERS

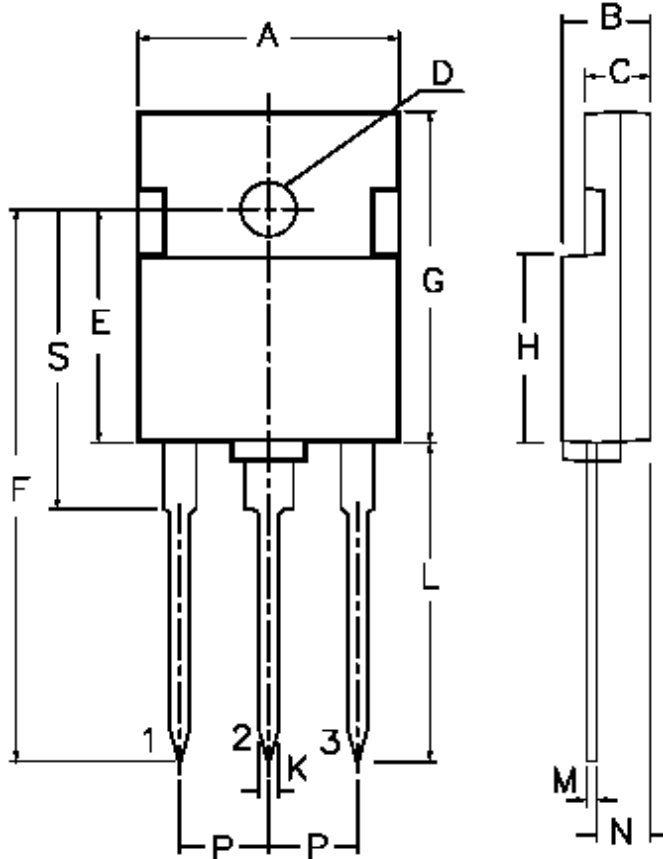
SB4020PT - SB4060PT



TO- 3P Fully Isolated
Plastic Package

Absolute Maximum Ratings (Ratings at $T_A = 25^\circ\text{C}$ unless specified otherwise, single phase, half wave, 60Hz resistive or inductive load. For capacitive load, derate by 20%.)

DESCRIPTION	SYMBOL	SB40 20PT	SB40 30PT	SB40 35PT	SB40 40PT	SB40 45PT	SB40 50PT	SB40 60PT	UNIT
Repetitive Peak Reverse Voltage	V _{RRM}	20	30	35	40	45	50	60	V
RMS Voltage	V _{RMS}	14	21	24.5	28	31.5	35	42	V
DC Blocking Voltage	V _{DC}	20	30	35	40	45	50	60	V
Average Forward Current "0.375" (9.5mm) Lead Length @ T _c =100°C	I _(AV)	40							A
Peak Forward Surge Current 8.3ms Single Half Sine-Wave Superimposed on Rated Load	I _{FSM}	350							A
Forward Voltage @ 20A	V _F	0.55					0.7		V
Dc Reverse Current @ T _a =25°C	I _R	1.0							mA
Rated DC Blocking Voltage @ T _a =100°C		100							mA
Thermal Resistance Junction to Case	R _{th (j-c)}	1.5							°C/W
Operating Junction and Storage Temperature Range	T _j , T _{stg}	- 50 to +150							°C

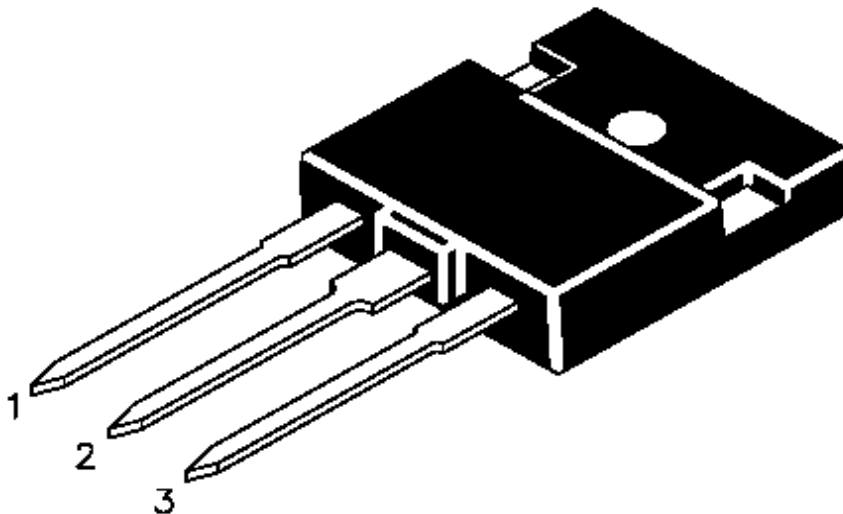
TO-3P (TO-218) FULLY ISOLATED PACKAGE

DIM	MIN.	MAX.
A	15.8	16.4
B	5.2	5.7
C	3.8	4.2
D	ø3.3	ø3.6
E	14.50	15.10
F	33.25	36.75
G	20.75	21.25
H	11.50	12.25
K	1.0	1.30
L	18.75	21.65
M	0.40	0.60
N	3.15	3.45
P	5.21	5.72
S	18.75	19.25

ALL DIMENSIONS ARE IN MM
PIN CONFIGURATION

1. ANODE
2. CATHODE
3. ANODE

TO BE MOUNTED WITH SILICONE GREASE ON THE BACK SIDE,
ENSURING BACK SIDE HOLES FILLED.



PACKING :- 30 Pcs / TUBE

Disclaimer

The product information and the selection guides facilitate selection of the CDIL's Discrete Semiconductor Device(s) best suited for application in your product(s) as per your requirement. It is recommended that you completely review our Data Sheet(s) so as to confirm that the Device(s) meet functionality parameters for your application. The information furnished in the Data Sheet and on the CDIL Web Site/CD are believed to be accurate and reliable. CDIL however, does not assume responsibility for inaccuracies or incomplete information. Furthermore, CDIL does not assume liability whatsoever, arising out of the application or use of any CDIL product; neither does it convey any license under its patent rights nor rights of others. These products are not designed for use in life saving/support appliances or systems. CDIL customers selling these products (either as individual Discrete Semiconductor Devices or incorporated in their end products), in any life saving/support appliances or systems or applications do so at their own risk and CDIL will not be responsible for any damages resulting from such sale(s).

CDIL strives for continuous improvement and reserves the right to change the specifications of its products without prior notice.



CDIL is a registered Trademark of

Continental Device India Limited

C-120 Naraina Industrial Area, New Delhi 110 028, India.

Telephone + 91-11-2579 6150, 5141 1112 Fax + 91-11-2579 5290, 5141 1119

email@cdil.com www.cdilsemi.com